

Dnipropetrovsk
region

2023
2024
investment
guide

REGION PROFILE

04

The section provides information on the region geographic location, main demographic and economic indicators, as well as transport and logistic infrastructure.

Geographical location	04
Labor market	06
Transport and logistic infrastructure	10
Trade agreements taxes and preferences	13

ECONOMY IN NUMBERS

18

The section provides detailed information on the region's economy main sectors, results of enterprises economic, investment and foreign economic activity. as well as trade agreements that operate in Ukraine, tax system and preferences.

Economy in numbers	18
Industry	22
Agricultural sector	25
Construction	28
Services sector	31
Trade	36

INVESTMENT PRIORITIES

38

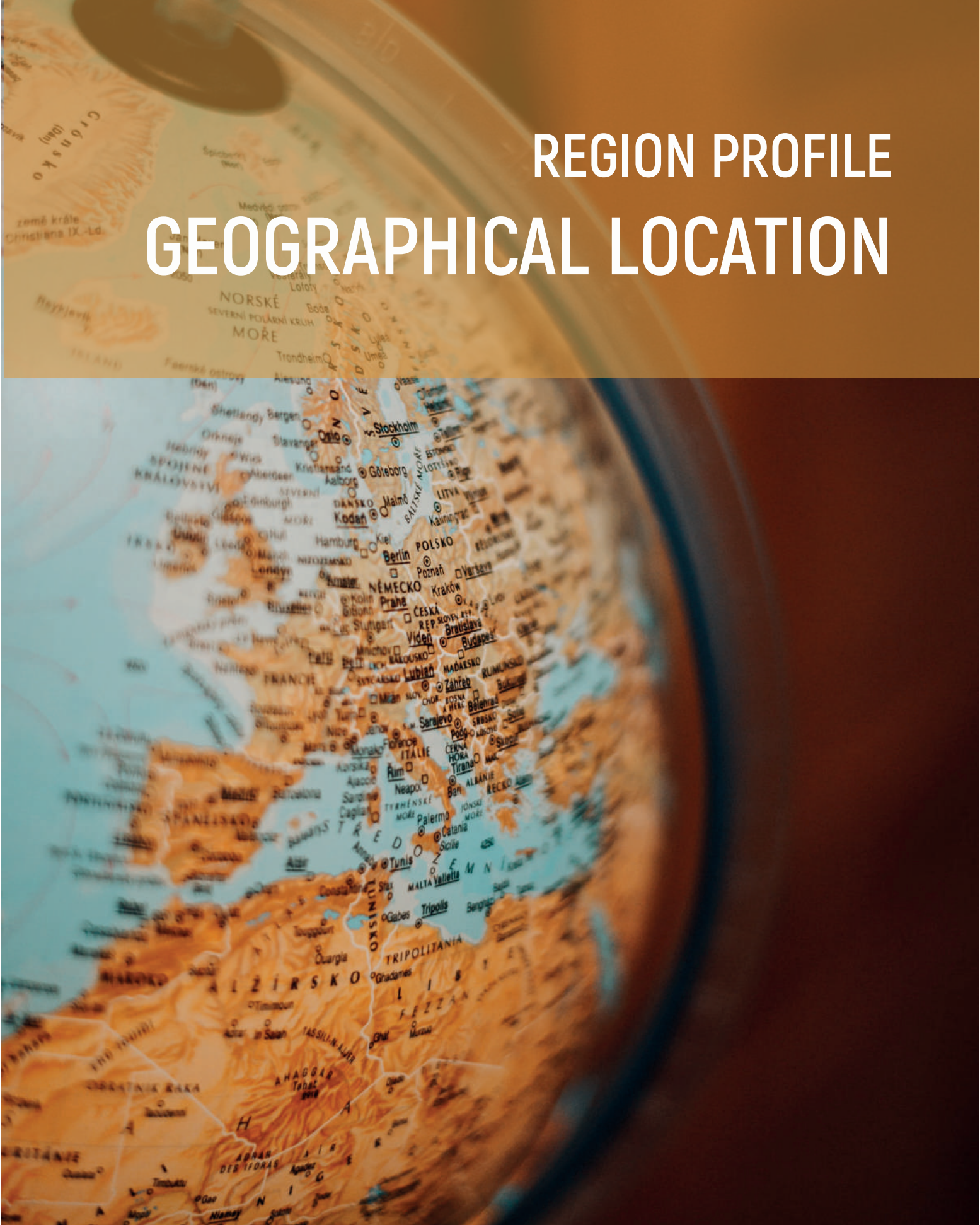
The section provides both priority investment directions and areas for the investment projects implementation.

Investment projects	39
Industrial parks and land plots	43
About DIA	54
Additional information	55

All information presented in this publication can be found in electronic form on the USB flash drive that is included in the set, as well as on the website of Dnipropetrovsk Regional Investment Agency www.dia.dp.gov.ua

REGION PROFILE

GEOGRAPHICAL LOCATION



Dnipropetrovsk region has a favorable geographical position and is located at the crossroads, rail and river routes that connect the east-west (European route E50) and the north-south (European route E105) of the European continent. The administrative center of the region is Dnipro, which is located on the banks of the similar-named river.



It is possible to get to the city of Dnipro and other big cities of the region by plane, train and bus.

i Air transport operations are suspended for safety reasons.

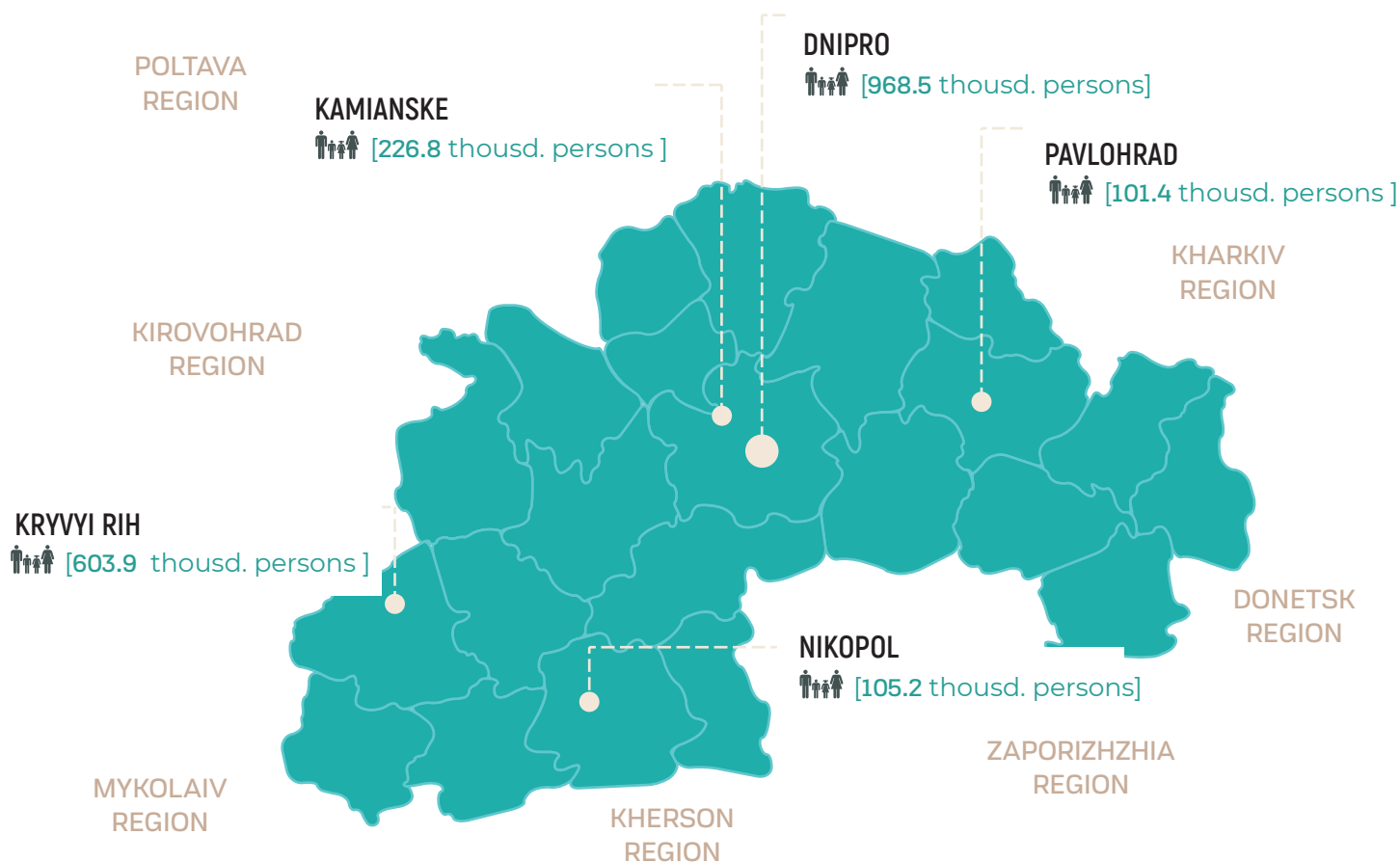
The high-speed trains of the Intercity and Regional Express categories run between Kyiv, Zaporizhzhia and Dnipro. Check its schedule and book tickets on the official website of the Ukrainian Railway www.uz.gov.ua

There are many routes of international, national and regional importance, through Dnipropetrovsk region, which makes it easy to get to any part of Ukraine. The buses of international destinations run from Dnipro bus station. Check the schedule and book tickets on the official website of Dnipro bus station www.dopas.dp.ua

It is also possible to use the carsharing services of the following companies:



The largest cities of Dnipropetrovsk region



REGION PROFILE LABOR MARKET



Dnipropetrovsk region - is one of the main labor markets in Ukraine, where 1.3 mln people (8.9% out of the total number of Ukraine) of economically active population are concentrated.

The region is one of the best among the regions in terms of working-age population employment - 64.3%. The average salary is growing by about 10% annually and was \$451 in 2022.

Since the beginning of the full-scale invasion launched by the Russian Federation against Ukraine in February 2022, Dnipropetrovsk region has become a huge center for the provision of assistance to IDPs, the relocation of enterprises and higher education and research institutions from the southeast of Ukraine.

More than 400,000 internally displaced persons are registered in Dnipropetrovsk region, of which 52% are of working age. The largest number of immigrants are in the cities of Dnipro and Kryvyi Rih.

POPULATION

3.1 mln people

7.6% of country's population

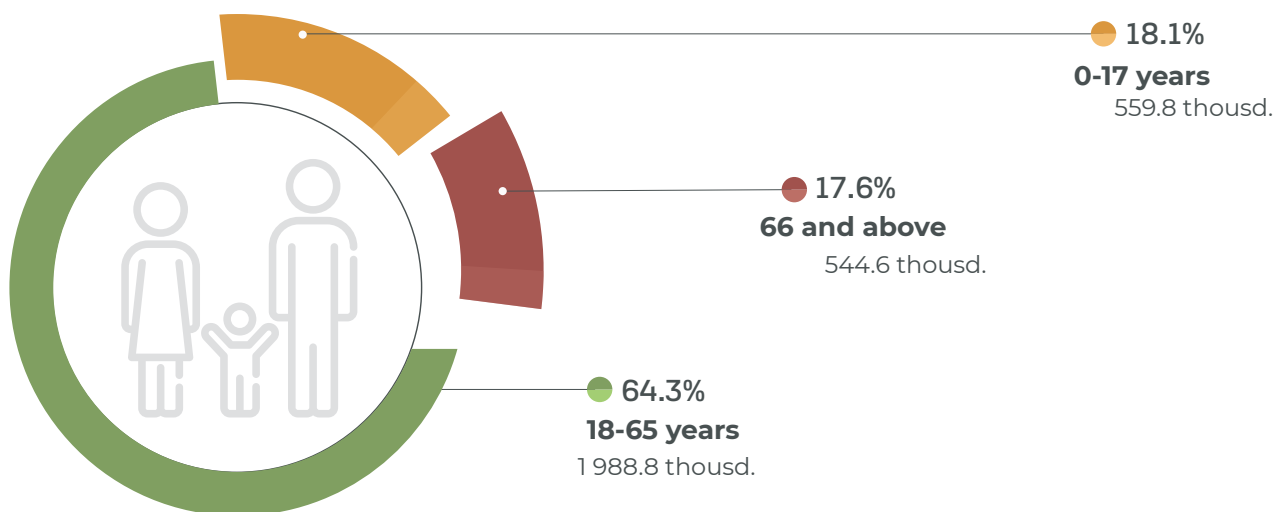
GDP PER CAPITA

\$4370.7

HUMAN DEVELOPMENT INDEX (HDI)

0.79

Age structure of the population



THE AVERAGE SALARY IN THE REGION BY ECONOMY SECTORS

INDUSTRY		AGRICULTURAL SECTOR		SERVICES SECTOR		CONSTRUCTION	
\$582	\$528	\$406	\$408	\$686	\$632	\$427	\$384
2021	2022	2021	2022	2021	2022	2021	2022

The average salary in the region grown up to \$430 in 2022

Enterprises social guarantees



MINIMUM SALARY/PENSION

Per month:	\$232.1
Per hour:	\$1.4
Minimum pension:	\$69.1



LABOR HOURS

Working week duration:	5 days
Working-day duration:	8 hours
Retirement:	60 years



ANNUAL HOLIDAY

Main paid holiday:	24 calendar days
Additional holiday without payment:	14 calendar days



SALARY TAX

Unified social tax:	22%
Natural persons tax:	18%
Military levy:	1.5%



MEDICAL LEAVE TERMS OF PAYMENT

up to 3 years of work experience - up to 50% of fixed salary is paid;
 from 3 to 5 years - 60% of fixed salary;
 from 5 to 8 years - 70% of fixed salary;
 from 8 years - 100% of fixed salary.

The region conducts personnel training in many educational areas, including using a dual education system to provide future employees with practical work experience at the enterprise.

Every year, higher education institutions of the region train more than 30,000 specialists of various levels of qualification and training.

Currently, 4 educational institutions of higher education and 4 institutions of pre-higher education, where a total of 300 teachers from Donetsk and Luhansk regions work, will also provide educational services in Dnipropetrovsk region.

4 institutions of higher education of Dnipropetrovsk region are included in the "TOP-10 of the central region of Ukraine"

- Oles Honchar Dnipro National University (www.dnu.dp.ua)
- Dnipro State Medical Academy (www.dsma.dp.ua)
- National Technical University «Dnipro Polytechnic» (www.nmu.org.ua)
- Prydniprovsk State Academy of Civil Engineering and Architecture (www.pgasa.dp.ua)

Dnipropetrovsk region is one of the leading academic centers of Ukraine

In the region there are:

21 Institutions of higher education, where 61.5 thousd. students study.

In 2021, more than 16 300 specialists were trained.

41 Institutions of pre-higher education (colleges, technical schools), where 34.2 thousd. students are studying.

In 2021, more than 8 700 specialists received their education.

57 Professional and technical educational institutions, where more than 21 000 students are studying.

In 2021, more than 11 200 workers were trained.

In «TOP 20 of Ukraine» ranking, 2 higher education institutions of Dnipropetrovsk region hold leading positions.

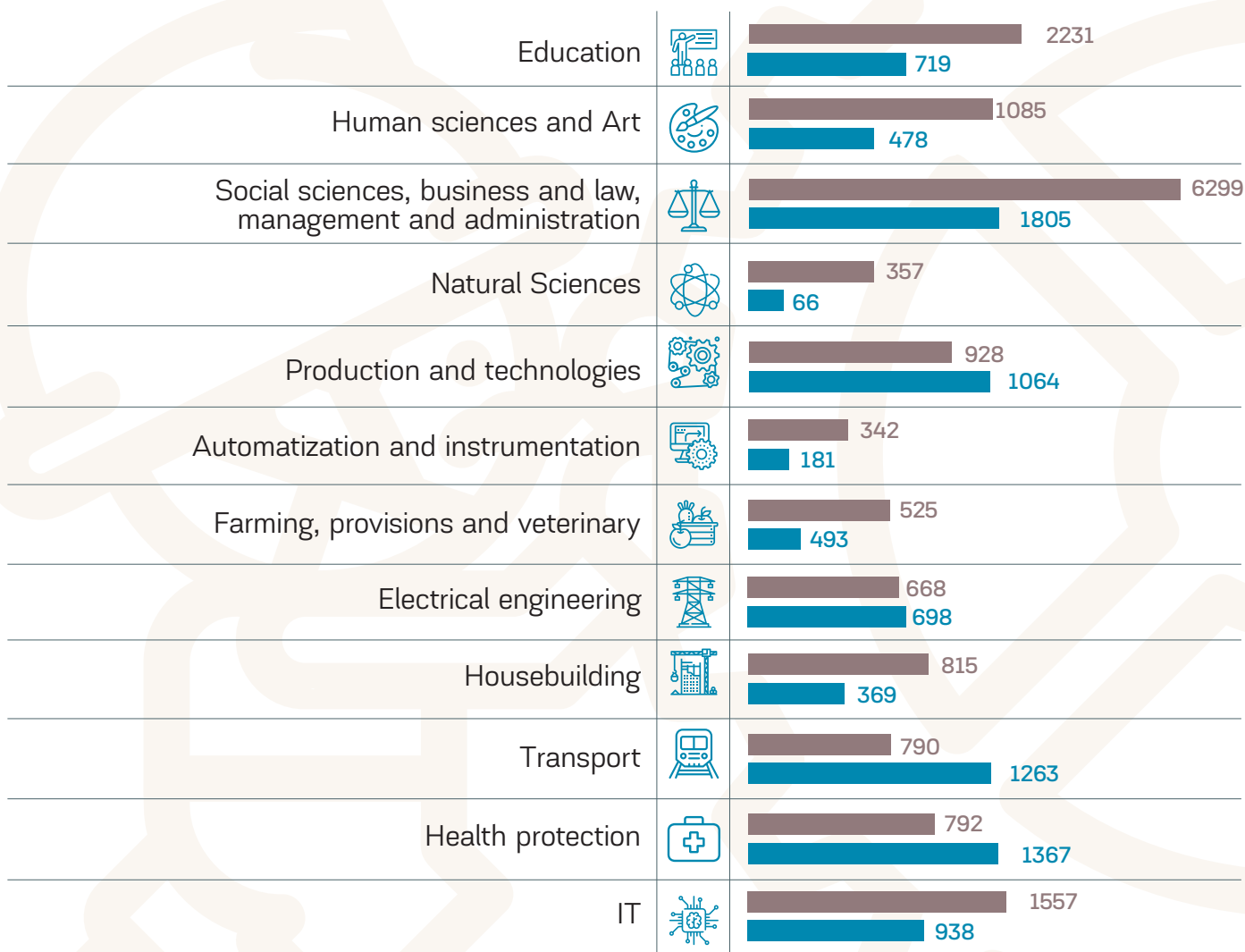



NTU «Dnipro Polytechnic»



Oles Honchar Dnipro National University

Dnipropetrovsk region annually trains specialists in different spheres



 Institutions of higher education

 Professional colleges

REGION PROFILE TRANSPORT AND LOGISTIC INFRASTRUCTURE



In the realities of a full-scale war, air and water transportation was temporarily suspended, so the railway and road transport today remain the main logistics links in the region. The railway connects the industrial centers of the region and helps businesses to carry out export and import operations with neighboring states. Passenger, humanitarian and military aid transportation are working stably, and international evacuation routes run daily for those wishing to travel out the country.



Road transport connection

The territory of Dnipropetrovsk region is crossed by two European routes connecting the region with seaports, the capital and industrial centers. The largest transport hub here the region is the city of Dnipro. The network of highways connects it with all cities and urban-type settlements of the region and other regions of Ukraine.

The existing European roads allow the enterprises of the region to continue their foreign economic activity. Active restoration of infrastructure damaged as a result of hostilities continues, as well as the construction of new highways.



Highway transportation ports

There are 6 highway transportation ports in the territory of the region, which provide customs clearance, storage and transshipment of goods.



Railway transportation service

The railway transportation is the main mode of Dnipropetrovsk region transport. By saturation with railways, the region is the leader in the state, the network of railway tracks is 1 023.7 km.

The operator of the railway transportation service in Dnipropetrovsk region is the regional branch «Prydniprovskia Railway» owned by the PJSC «Ukrainian Railways».



Railway junctions

Dnipro branch of «Center of Transport Service «Liski» of the Ukrainian Railways Public Joint Stock Company includes a network of rail freight terminals that offer:

- customs complex with the representatives of state customs control, environmental and phytosanitary control;
- arrival place of highway transport with cargo under customs control;
- covered warehouse hangar type;
- platforms for the processing of heavy goods which is equipped with gantry cranes (with the possibility of connecting an electromagnetic washer to unload metal from gondola cars);
- platforms for processing 3-tons, 5-tons, 20-tons, 40-foot containers.

All cargo facilities have the ability to simultaneously service rail and road vehicles. To meet the needs of customers, the department has production sites in some big cities of Dnipropetrovsk region.



River transport

From north to south, Dnipropetrovsk region is crossed by the main water artery of the country - the Dnipro River. There are 6 river ports in the region, which are served by rail and road transport.

The Container line «Tavria Line» is the first Ukrainian line that delivers cargo in sea containers to the central region of Ukraine - Dnipropetrovsk region, using its own vessels. Tavria Line operates in the direction of Constanta (Romania) - Dnipro.

The vessels of the «river-sea» type provide direct international cargo transportation with access to the Black, Marmara and Mediterranean seas. Moreover, a promising trend is actively developing - it is a cabotage transportation of containers between the ports of the Black Sea and river ports of the Dnipro river. The region has the largest river ports of Ukraine, which fully meets the needs of adjacent industrial regions in the transportation, storage of various cargoes: metal, grain, coal, raw materials for building materials, containers, etc.



Currently, due to security reasons, water transportation is temporarily suspended.



Air transport

Dnipropetrovsk region has two international airports and cargo terminal that connect the region with countries of the far and near abroad. The international airport «Dnipropetrovsk» (DNK) is «4C» class.

It is planned to reconstruct the airport complex to expand the geography of flights and attract leading international airlines to the region.

The international airport «Kryvyi Rih» (KWG) is «B» class.



Air service is temporarily suspended for security reasons.



Pipeline transportation

In the territory of Dnipropetrovsk region there are main pipelines and compressor complexes for the transportation of ammonia, natural gas and oil, which are used by the enterprises of the region. This transport pipeline network makes it possible to provide the necessary raw materials for an enterprise producing fertilizers, chemical products, liquefied gas, as well as refined products, the import of which occupies a significant share of the Ukrainian market.



Communications

The telecommunication infrastructure is successfully developing in the region. There is a creation of fiber-optic and wireless data transmission channels, providing high-quality telecommunications services to all consumers in the region. The area is provided with mobile communication in GSM and CDMA. Most of the territories are covered by high-speed wireless Internet using 3G/4G technology.

Also, Dnipropetrovsk region received access to Starlink high-speed satellite Internet. This global satellite system allows you to stay connected where there are no alternatives - where the fixed and mobile Internet does not work due to damage, including due to military operations or power outages.

A blurred background image of a financial market chart. The chart features a candlestick pattern with blue and yellow bars, overlaid with a yellow trend line. At the top, there are various market indicators and data points, including 'GBPUSD M15', '1.45053', '1.00', and '1.4500'. The overall scene is dimly lit, suggesting a trading floor or a computer monitor in a dark environment.

REGION PROFILE TRADE AGREEMENTS TAXES AND PREFERENCES



EU (28 member states)

Valid as of:
January 1, 2016

Goal: ● ● ● ●



CANADA

Valid as of:
August 1, 2017

Goal: ● ●



CIS

Valid as of:
September 20, 2012

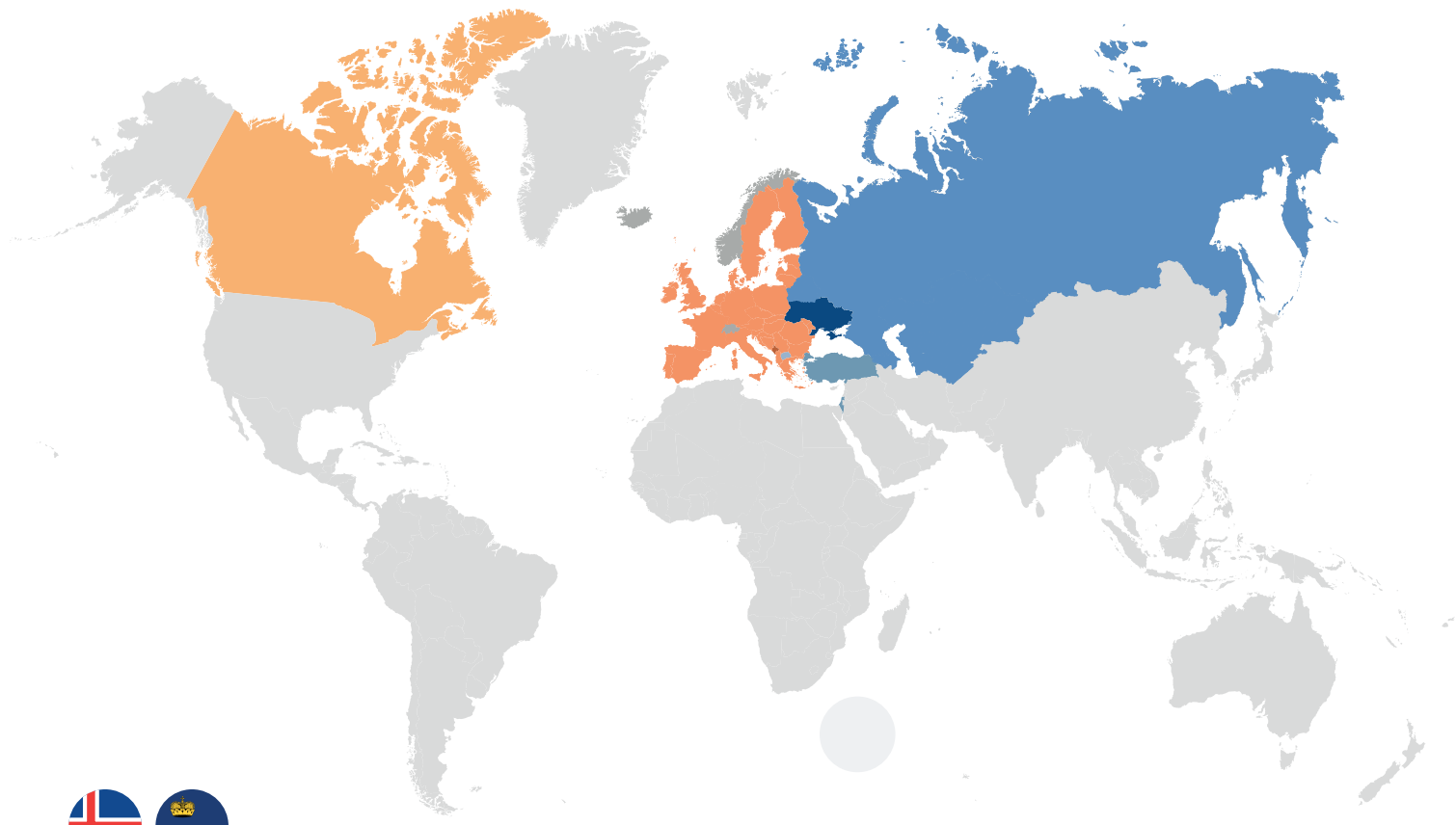
Goal: ●



ISRAEL

Valid as of:
January 21, 2018

Goal: ●



EUROPEAN FREE TRADE ASSOCIATION (EFTA)

(Iceland, Liechtenstein, Norway, Switzerland)

Valid as of: June 1, 2012

Goal: ● ● ●



MACEDONIA

Valid as of:
July 5, 2001

Goal: ●



MONTENEGRO

Valid as of:
January 1, 2013

Goal: ● ●



GEORGIA

Valid as of:
June 4, 1996

Goal: ●

i The scope of free trade zone agreements:

● goods

● state procurements

● services

● gradual legislative approximation and economic integration with the EU

TRADE AGREEMENTS

The Government of Ukraine is working to achieve economic stability and restore growth.

The enterprises and companies located in the territory of Dnipropetrovsk region take all the benefits that provided:

- Harmonized legislation and an expanded field of cooperation with the EU thanks to the associated membership of Ukraine in the European Union;
- Investment protection in the framework of the Declaration on International Investment and transnational corporations and Ukraine's membership in the OECD;
- World trade standards and dispute settlement mechanisms due to Ukraine's membership in the World Trade Organization;
- Compliance with the same rules of goods origin and products exports on a preferential basis using a diagonal cumulation system thanks to Ukraine's participation in the Pan-Euro-Mediterranean regional convention;
- Simplified information exchange on products and services within the framework of Ukraine's participation in the EU program COSME;
- Participation in the international events, thanks to the visa-free and simplified regime on the part of Ukraine for 64 leading world countries (EU, USA, Canada, Japan, Brazil, Turkey, Georgia, Kazakhstan, Korea, Switzerland, UAE, Qatar, Hong Kong, Great Britain, etc.);
- Access to resources for the energy saving projects implementation in the framework of Ukraine's membership in the International Renewable Energy Agency (IRENA);
- Move goods from the EU to Ukraine (and vice versa) without additional re-registration for internal transit within the framework of the Convention on Joint Transit.
- Elimination of customs duties and taxes, as well as quantitative restrictions in the mutual trade within the framework of 17 agreements on the free trade zone of Ukraine with 46 world countries, including the EU, EFTA, GUAM, Canada, etc.

TAXES

- Company income tax: **18%**.
- Value-added tax (VAT): **20%**.
- Unified social tax: **22%** of the wage fund.
- Personal income tax: **18%** of the salary employed person.
- Real estate tax: up to **1,5%** of the minimum wage per m².
- Land tax: from **1 to 12%** of the land normative monetary estimate.

PREFERENCES

One of the main foundations of the successful development of the state is an effective system of preferences.

For potential investors engaged in certain economic activities, the state provides a number of benefits in the form of tax and customs incentives, financial support, etc.

Exemption from VAT (20%) provided in case of:

- IT products supply (operating system, entertainment or training programs (their components, copies), Internet sites of online services, access to them, as well as any updates, applications, add-ons, etc);
- Delivery of the results of research and development works which are carried out for the needs of the aircraft industry;
- The importation into the territory of Ukraine of the goods that used in the aircraft industry.



Exemption from income tax (18%):

- Enterprises – subjects of aircraft construction.
- Participants of industrial parks for a period of 10 years according to the list of activities in the processing industry (section 10, class 11.07 of section 11, sections 13-17, 19-33, except for the production of excisable goods) or research activities (section 72 KVED 009: 2010).
- Investors implementing projects with significant investments (in the amount of 20+ million €, 80+ new workplaces, up to 5 years project implementation period).



State financial support for industrial parks:

- Compensation of 50% of the costs of connection to the power grid;
- Compensation of interest payments on loans from 30 to 70% of the total loan amount;
- Partial compensation from 15% to 70% of investments (total capital costs) of industrial park participants in the creation of production within the industrial park.



Exemption from income tax (18%):



- Goods imported by foreign investors within the framework of the Law of Ukraine "On the regime of foreign investment" for the purpose of investing on the basis of agreements (contracts) or as a contribution of a foreign investor to the authorized capital of an enterprise with foreign investments. Foreign investors are: legal entities established in accordance with foreign legislation, individuals – foreigners, foreign states, international governmental and non-governmental organizations; other foreign subjects of investment activity, determined by the legislation of Ukraine.
- Goods, including products, equipment, vehicles, etc., intended for the implementation of a production sharing agreement (an agreement on the distribution of natural resources), as well as products mined in the exclusive (marine) economic zone of Ukraine.
- Equipment, scientific, laboratory and research equipment and components for them, materials that are not excisable goods for the arrangement of industrial, scientific and technical parks.*
- Equipment operating on renewable energy sources, energy-saving equipment and materials, means of measuring, controlling and managing the costs of fuel and energy resources, equipment and materials for the production of alternative fuels or for the production of energy from renewable energy sources.*
- Import to the customs territory of Ukraine of materials, assemblies, assemblies and/or components by domestic machine-building enterprises for the agro-industrial complex in order to produce machinery and/or equipment for the agro-industrial complex.*

 * In the case when the similar equipment or materials are not produced in Ukraine.

Local benefits (by decision of local government):



- Preferences regarding the real estate tax payment.
- Preferences regarding the land tax payment.
- Preferences regarding the leasehold ground rent.





ECONOMY IN NUMBERS

INDUSTRY

AGRICULTURAL SECTOR

CONSTRUCTION

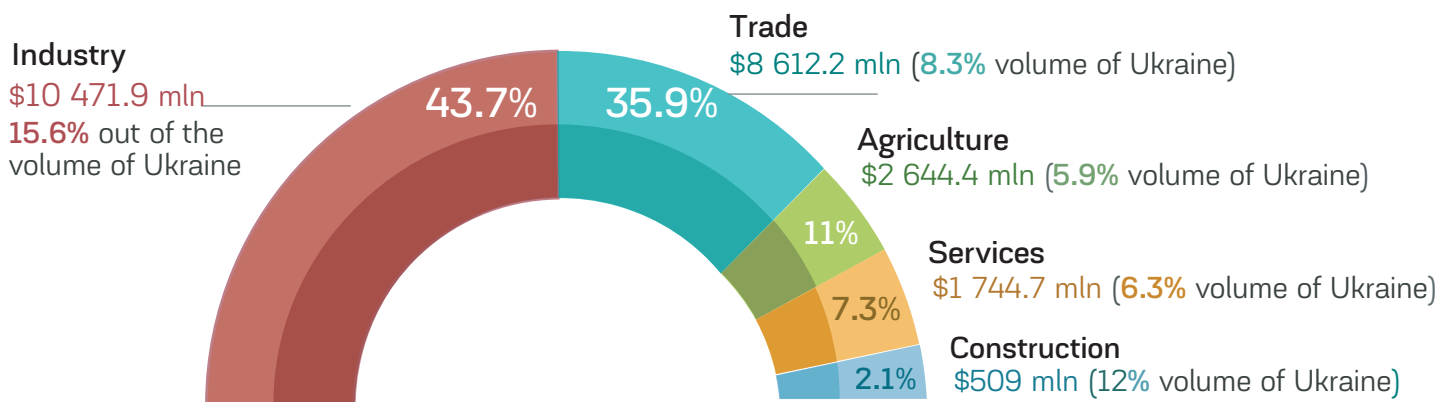
SERVICES SECTOR



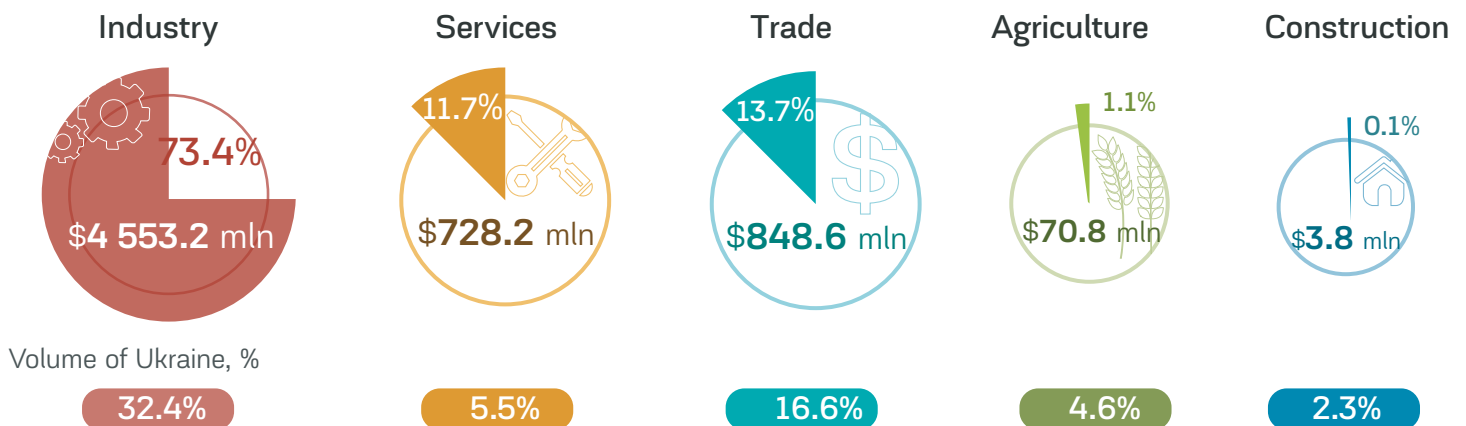
Dnipropetrovsk region is an economically developed and investment-attractive region of Ukraine, providing more than 11% of the country's economy. The region is characterized by a powerful industrial and scientific potential, developed agro-industrial complex, logistics and energy infrastructure.



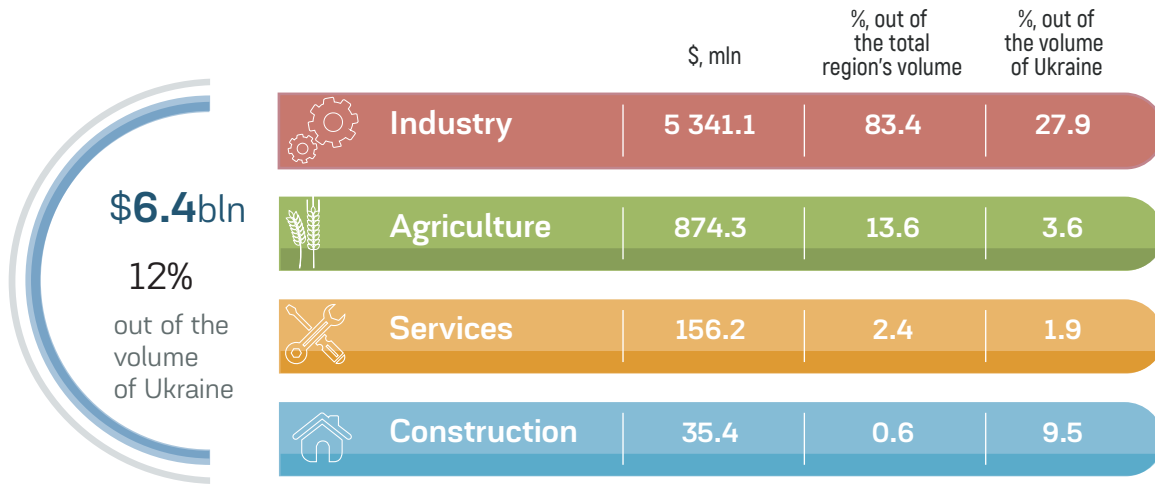
Volume of sold products by economy sectors in 2022



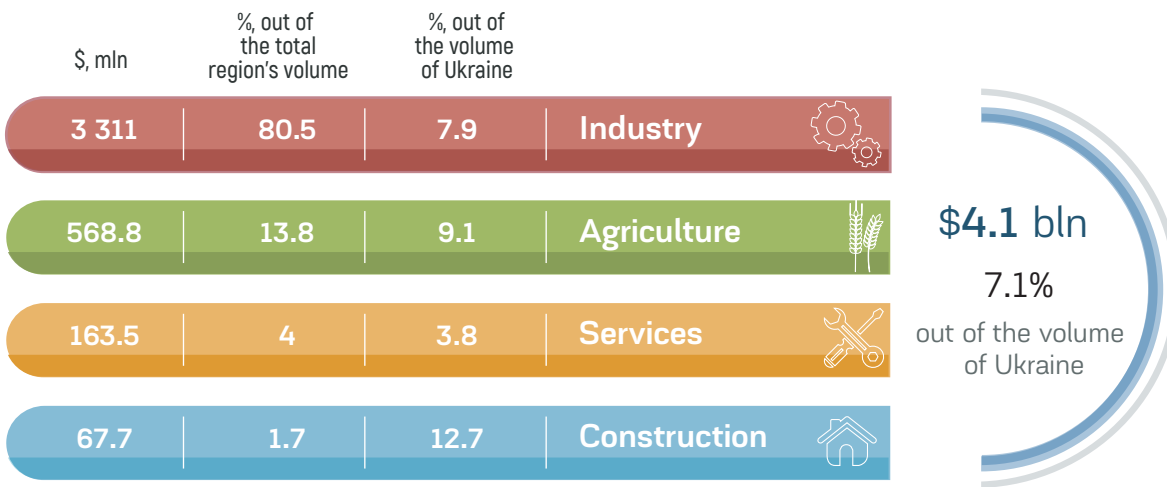
Foreign direct investments volume




Sectoral export structure in 2022



Sectoral import structure in 2022



The main trade partner countries




- **Industry** - metallurgy, mineral resources, electricity-producing industry, chemistry, rubber and polymeric products, engineering, light industry;
- **Agricultural sector** - growing, storage and processing of crop and animal farming products, food industry, production of agricultural machinery and equipment;
- **Construction** - construction materials and works;
- **Services sector** - scientific and innovative activity, financial and insurance services, logistics services, trade and IT.

The enterprises' investments for their modernization, new production lines construction, equipment and specialized machinery purchase and solar power plants construction, which were attracted in 2022 (the information was obtained from Regional statistics department).

Capital investments by economy sectors in 2022

TOTAL: \$1 109 mln




Investment in ecology

Despite the constant increase in the volume of industrial production, the region's enterprises make a significant contribution.

The total volume of investments in the ecology of Dnipropetrovsk region in 2022 - **\$51.4 mln.**

"Northern Mining and Processing Plant", PJSC	\$8.9 mln
"Pokrovsky Mining and Processing Plant", PJSC	\$7.2 mln
"Central Mining and Processing Plant", JSC	\$5.8mln
"Kryvyi Rih Iron Ore Plant", PJSC	\$4.8 mln
"Ingulets Mining and Processing Plant", PJSC	\$4.7 mln
"DTEK Pavlograd Coal", PJSC	\$3.9mln
"ArcelorMittal Kryvyi Rih", PJSC	\$3.4 mln
"Kamianske City Water Utility" DCC" JSC	\$0.86 mln
"Southern Mining and Processing Plant", PJSC	\$0.5 mln











A photograph of a steel mill. In the foreground, a large, glowing orange-red stream of molten metal flows down a sloped metal track. The background shows various industrial structures, including walkways with railings and other processing equipment, all illuminated by the intense heat of the molten metal.

ECONOMY IN NUMBERS INDUSTRY

Dnipropetrovsk region is **the first** in Ukraine in terms of sold industrial products – it is **15,6%** (\$10,5 bln) and about **50%** out of all sold products in the region.






The volume of capital investment in the industrial sector was **\$554,1 mln** and it has demonstrated a positive growth rate of **19%** compared to the previous year.

The share of the region's capital investments in the industrial sector exceeds 18% of the industrial capital investments volume of Ukraine and more than **50%** of the total amount of investments into the region's economy.

	The volume of sold industrial products in 2022 \$, mln (% out of the total region's volume)	The volume of capital investments in industry in 2022 \$, mln (% out of the total region's volume)
TOTAL	10471,9	554.1
 Mineral resources	3 237,3 (31%)	220.2 (39.7%)
 Metallurgy	3 739.0 (35.8%)	175.9 (31.7%)
 Electricity-producing industry	1 234.3 (11.8%)	58.7 (10.6%)
 Chemistry	339.2 (3.2%)	9.8 (1.8%)
 Engineering	457.1 (4.4%)	39.7 (7.2%)
 Rubber and polymeric products	326.2 (3.1%)	7.2 (1.3%)
 Water supply, sewerage, waste management	168.5 (1.6%)	10.8 (0.9%)
 Paper and cardboard	121.7 (1.2%)	3.1 (0.6%)
 Light industry	66.1 (0.6%)	1.5 (0.3%)
 Other	263.7 (2.5%)	4.1 (0.7%)






90% of the region's foreign trade is provided by the industrial sector. Dnipropetrovsk region ranks **second** in Ukraine in terms of export volume. More than half of the manufactured industrial production is exported, ensuring a positive foreign trade balance.

TOP 5 export positions

TOTAL \$11 107.8 mln		\$ mln
	Iron ores and concentrates, including burnt pyrite	1 881.2
	Steel bars, profiles, pipes and semi-finished products	602.9
	Semi-finished products of carbon steel	918.3
	Ferroalloys	333.4
	Carbon steel rods and bars	308.2



TOP 5 import positions

TOTAL \$5 042.9 mln		\$ mln
	Hard coal, anthracite	465.3
	Medicines (medicine)	312.7
	Telephone devices, including telephone devices for cellular communication networks and other wireless communication networks	209.2
	Oil or oil products	204.1
	Polyacetals, other simple polyesters (polyethers) and epoxies in primary forms	74.9

ECONOMY IN NUMBERS

AGRICULTURAL








SECTOR





The agro-industrial complex took the fourth place in the region economy by volume of sold products. Its volume was \$2,5 mln (5,9% out of the total volume of Ukraine).

The capital investments amounted to \$125,1 mln, 50% of which were invested in crop farming.

The volume of sold agricultural products in 2022

TOTAL		\$2 471,7mln	\$ mln	% out of the total region's volume
	Crop farming (grain crops (except rice), leguminous crops and oilseeds, vegetables, melons and gourds, root vegetables, tuber-bearing plants)		876,4	35.5
	Production of meat and meat products		615.2	24.9
	Production of oils and animal fat		643.2	26
	Production of food products		214,9	7.2
	Animal farming (cattle, pigs, domestic fowl)		80,7	11.1
	Supporting activities in crop production		12,3	0.5
	Other		28.9	1.1






The volume of capital investments in agro-industrial complex in 2022

TOTAL		\$125.1 mln		
	Agriculture, hunting and provision of related services		84.6	55.3
	Food production		45.7	29.9

Export/import share of agricultural production is almost 14% of the total volume, providing the second place of industry.





The positive balance of the agro-industrial complex of the region demonstrates export-oriented development of the sector.

TOP 5 export positions

TOTAL	\$8 74,3 mln	\$ mln
 Safflower or cottonseed oil and their fractions		449
 Sunflower seeds		81,1
 Corn		77,8
 Wheat and a mixture of wheat and rye		58,6
 Seeds of rape or rapeseed		44,8



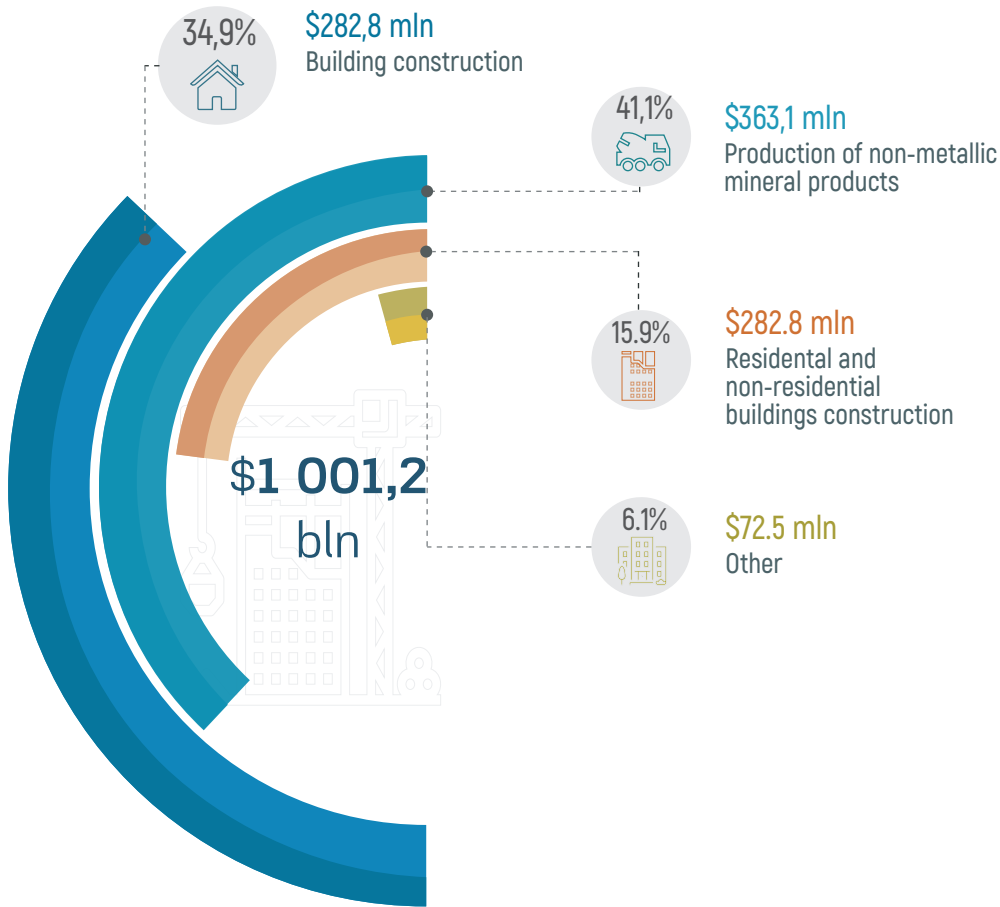
TOP 5 import positions

TOTAL	\$568,8 mln	\$ mln
 Cheeses of all kinds and sour milk cottage cheese		51.6
 Undenatured ethyl spirit		32.4
 Palm oil and its fractions		31.6
 Frozen fish		22.1
Pasta products		19.5

ECONOMY IN NUMBERS CONSTRUCTION

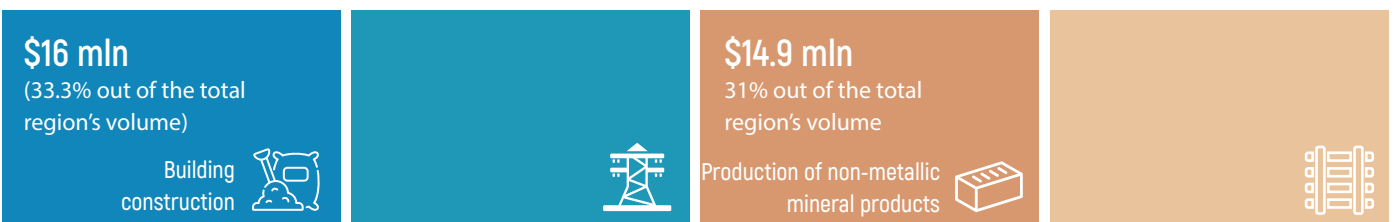


The volume of construction products and completed works in 2022








The volume of capital investments in construction sector in 2022

TOTAL \$19.1 bln








The region occupies a [leading position in Ukraine](#) in the export of building materials (9.5%) and has a growth trend. Exports of products made of stone, gypsum, cement increased by [29.8%](#) compared to 2022. About half of the construction industry's exports in the region are glass products.

TOP 5 commodity items (export)

TOTAL	\$53.9 mln	\$ mln
 Wallpaper and similar wall coverings		8.6
 Construction products made of plastics		8.4
 Tiles and slabs for paving and flooring, stoves, fireplaces or walls, unglazed ceramic		3.1
 Joinery and carpentry building parts, including porous wood panels, assembled floor panels		1.4
 Prefabricated building structures		1.2

TOP 5 commodity items (import)

TOTAL	\$120.2 mln	\$ mln
 Products made of stone or other mineral substances		16.6
 Thermal polished glass and ground or polished glass in sheets		12.0
 Refractory bricks, blocks, tiles and similar refractory ceramic building materials		10.6
 Other refractory ceramic products		5.9
 Plywood, veneered panels and similar materials of laminated wood		0.8










ECONOMY IN NUMBERS SERVICES



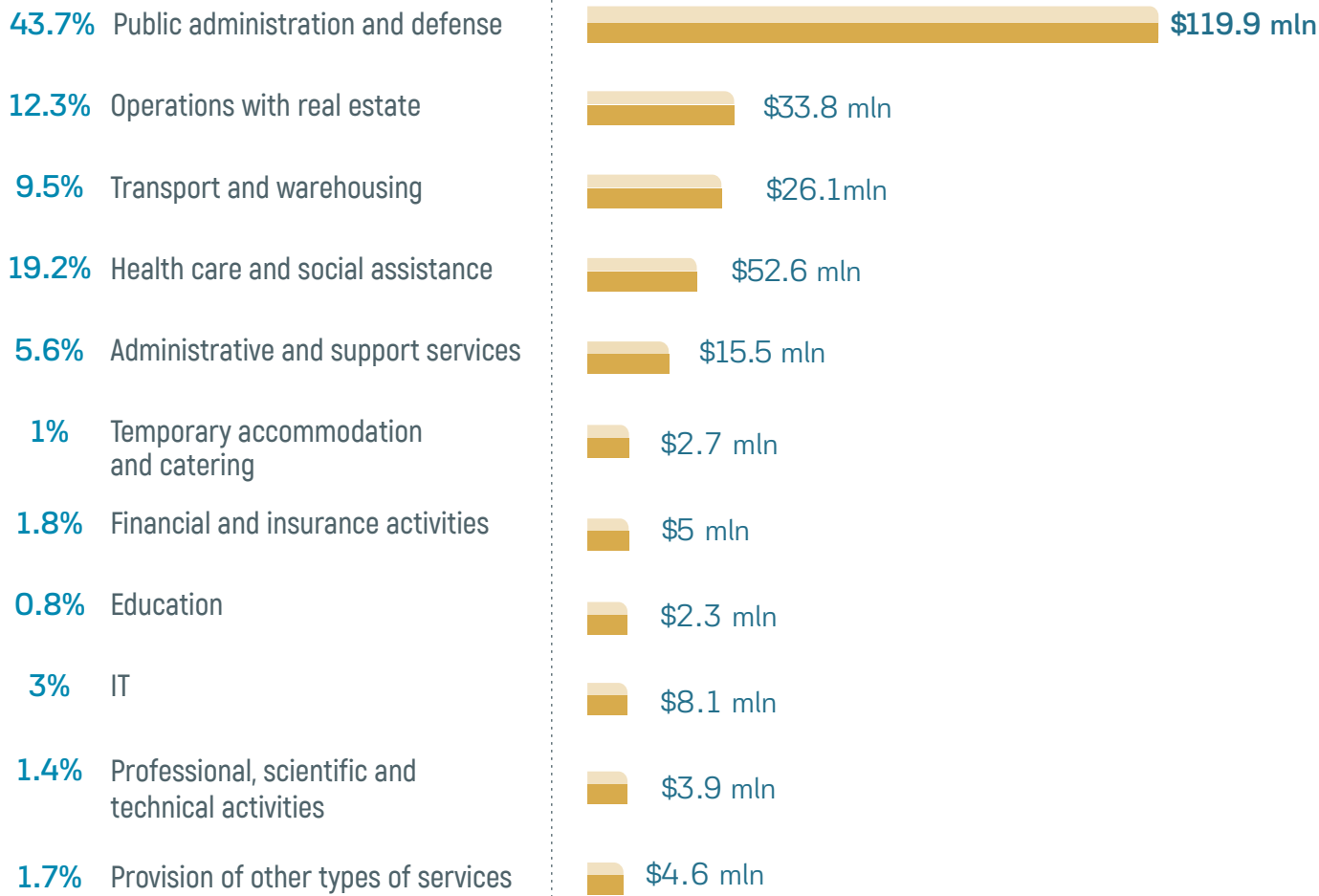
The service sector occupies 8.1% of the region's economy, providing the region to the second place among the Ukrainian regions (6.3% of the Ukrainian indicator).

A quarter of capital investments in 2022 were directed to the service sector and amounted to \$274.5 mln.

Volume of sold services in 2022

	\$ mln	% out of the total region's volume
Total	2 546.3	
 Transport, warehousing, postal and courier activities	841.9	33.1
 Health care and social assistance	439.1	17.2
 Activities in the field of administrative and support services	356.6	14.0
 Real estate transactions	337	13.2
 Professional, scientific and technical activities	171.1	6.7
 IT	164.9	6.5
 Financial and insurance activities	108.7	4.3
 Temporary accommodation and catering	91.2	3.6
 Other services	35.9	1.4

Volume of services sector capital investments in 2022



TOTAL: \$274.5 mln






The service sector ranks third in the region's foreign economic activity.

The export of scientific and technical services has grown almost **3 times** compared to last year and makes up **6.3%** of the all-Ukrainian indicator.




The services sector ranks third in the region's foreign economic activity.

Exports of services of travel agencies and tour operators that organized tourist trips increased by more than 3 times compared to the previous year.

TOP 5 service positions (export)

		\$ mln
	Services related to the creation of software	51.27
	Data Processing Services	20.91
	Education services	10.79
	Engineering services	10.32
	Freight Forwarding Services of Railway Transport	8.16

TOP 5 service positions (import)

		\$ mln
	Franchising and branding services	28.5
	Services related to other support activities in the field of finance	25.5
	Trucking services	19.8
	Freight rail transport services	15.1
	Forwarding services of railway transport	6.7

Dnipro is one of the largest IT-hubs in the country and makes the TOP 5 of Ukraine cities in terms of the IT industry development level. More than **378** IT-companies operate in the region. In addition to international IT outsourcing, which is sponsored by such well-known brands as Procter & Gamble, Santander, Iron Mountain, Siemens, AMD, AUTODESK, Swissquote, dozens of leading companies and startups are concentrated in the city, specialized training directions in universities are developed and hundreds of events related to the information technologies sphere are held.

Most of the investments are in such areas of the services

	% out of the total region's volume		% out of the total region's volume
E-commerce	14.6%	Travel	4.8%
Medicine & Healthcare	9%	Automotive	4.5%
Banking & Finance	8.1%	Telecommunication	4.5%
Retail & Wholesale	7.8%	Construction	4.2%
Entertainment	7.3%	Security	3.9%
Education & Learning	6.7%	Sports & Leisure	3.6%
Media & Advertising	6.4%	Manufacturing	3.6%
Transportation & Logistics	4.8%	Other	1.4%
Insurance	4.8%		

IT-specialists income distribution by duty positions		
duty positions	The average salary	
Managers of the highest level	\$2 570	6.7%
Project Management Specialists	\$1 711	7.6%
Software Development Specialists	\$1 743	45.2%
Quality Assurance Specialists	\$1 190	13.8%
Other technical staff	\$1 282	7.1%
Other non-technical staff	\$986	19.7%

IT-specialists income distribution by skill level		
skill level	The average salary	
Trainee	\$425	3%
Junior	\$627	24%
Middle	\$1 420	45.1%
Senior	\$2 435	27.9%
\$1 650	IT specialists average salary in Dnipropetrovsk region (2021)	

IT Dnipro Community is an open public organization that counts 34 major Dnipro IT-companies.

Today, community members are Archer Software, DataArt, Luxoft, Sitecore Ukraine, SoftServe, ISD, AMC Bridge, Dinarys, Emergn, Mobindustry, Yalantis, Level Up, Workrocks, WebiNerds, Daxx, iSKY.SOLUTIONS, RubyGarage, LANARS, Comparus, Civity, PF-Service, Pacific NorthWest, HeadWorks, Ciklum, InfoReach, Valtech, Sistema, MCPP Zone, LivePage, EPAM, Dan.IT, Oxygen IT School, Agile, IT STEP University, Pravoe Delo.

IT Dnipro Community is working to implement systemic changes in Dnipropetrovsk region business environment, create favorable conditions for the IT-professionals work, development and improve the specialized education quality.

In the last two years of successful and effective work, the community has implemented more than 10 projects, among which there are necessary to distinguish: analytical research of Dnipro IT-market, IT Dnipro Conference and IT Biz MeetUp project, which not only promotes the IT-industry, but also improves region IT-climate, interacting with IT-business.

ECONOMY IN NUMBERS

TRADE















The trade sector occupies **41.7%** of the region's economy, providing the **first place** among the regions of Ukraine (8.3% of the Ukrainian indicator).

More than **58%** of capital investments were invested in retail and amounted to **\$78.7million**.

The share of capital investments of the trade sector in the Ukrainian economy is **13.5%**.

Volume of trade services in 2022

	\$ mln	% out of the total region's volume
TOTAL	13 128.8	
 Retail sale in non-specialized stores	6.2	47.4
 Wholesale of household goods	2.0	15.5
 Non-specialized wholesale trade	1.6	12.5
 Wholesale of metals and metal ores	0.6	4.4
 Wholesale of food, beverages and tobacco products	0.6	4.3
 Wholesale of solid, gaseous fuels and similar products	0.4	3.3
 Wholesale of other machinery and equipment	0.4	2.7
 Trading of motor vehicles and parts	0.3	2.6
 Retail sale of pharmaceutical products in specialized stores	0.3	2.1
 Wholesale of wood, building materials	0.3	1.9
 Wholesale of agricultural raw materials and live animals	0.2	1.4
 Wholesale of chemical products	0.2	1.8

The volume of capital investments in trade in 2022

	\$ mln	% out of the total region's volume
	13 128.8	
● 2.8% Retail trade	78.7	58
● 2.6% Wholesale trade	48.3	35.6
● 1.8% Wholesale and retail trade in motor vehicles	8.7	6.4

Large trade enterprises of the region











INVESTMENT PRIORITIES



Investment priorities include productions in which the economy of Ukraine is interested. The specified products are in demand by Ukrainian consumers and have a significant sales market, which is growing, yet is fully compensated by imports. The region has a **raw material base, sufficient professional human resources and appropriate enterprises for the creation of new industries** in the specified directions.

Investment areas

	Import \$ mln
 Float glass	150.8
 Steel with an applied polymer coating for the manufacture of profile sheets	422.7
 Building insulating materials for the construction of quickly assembled buildings	46
 Fruit and vegetable storage centers*	-
 Equipment for production of industrial cold	393.8
 Agricultural machinery for processing and harvesting	839.5
 Equipment for processing and manufacturing of food products	111.6
 Alternative energy (green hydrogen, solar energy and their combination)	-

* The lack of storage capacity reduces the availability of quality fruit in the off-season.

War and hostilities in 2022 limited local storage and international transportation of products.

25 investment projects from businesses in the region, which correspond to the priority investment areas and offer cooperation to potential investors with companies that have been working for a long time in specific sectors of the economy, namely:



Launch of production lines, various types of products, creation of production facilities



Creation of modern health and wellness complexes and recreation centers



Construction of smart housing, commercial and business complexes and residential areas



Growing, processing, storage of fruit and vegetable products, production of dry snail mucus and flour-milling and grain products

Investment projects under DIA support

Production of metal packaging

Creation of a modern industrial complex for the production of metal packaging;
The launch of the lines for the production of cans, lamination and UV printing.



Estimated investment amount
\$5.8 mln

Location
The city of Dnipro.

Project status
- 1-st stage of construction (\$12.9 mln was invested);
- the plant is certificated to ISO 9001 standards;
- feasibility study is designed.

Cooperation mechanism
- credit line up to 7% year in foreign currency;
- equity participation.

Financial metrics
- Net Present Value (NPV): **\$19.4 mln;**
- Payback period (PP) : **6 years;**
- EBITDA: **\$4.8 mln;**
- Project duration: **2 years.**

Creation of construction materials manufacture

Creation of production lines of energy saving materials (thermo facade) and the concrete products for urban landscaping (paving slabs, edgings and decorative concrete products).



Estimated investment amount
\$2.2 mln

Location
Dnipropetrovsk region.

Project status
- production equipment installation premise is available;
- gas, water, sewage, electricity are available on the territory of the plant.

Cooperation mechanism
- share participation;
- creation of a joint venture.

Financial metrics
- Own floating assets: **\$ 100 thous.**
- Net Present Value (NPV): **\$ 3 млн**
- Profitability index (PI): **136 %**
- Internal Rate of Return (IRR): **46 %**
- Payback period (PP): **2 year and 7 months;**
- EBITDA: **\$800 thous.**
- Project duration: **6 months.**



Production of laminate tubes for cosmetics and personal care products



Estimated investment amount
\$10.2 mln

Location
 The city of Dnipro.

Project status
 - 3-storey building (3,200 m²) owned.

Cooperation mechanism
 - creation of a joint venture;
 - other forms of joint activities.



Financial metrics

- Own floating assets: \$100 thous.
- Required investment capital: \$ 10.1 mln
- Net present value (NPV): \$1.1 mln;
- Internal Rate of Return (IRR): 20 %;
- Payback Period (PP): 2 years;
- EBITDA: \$ 0.9 mln;
- Project duration: 5 years.

Complex for storage of fruit and vegetable products and its sorting

Construction of a 5 000 ton refrigerator with a packing line at the production site of farming enterprise.



Estimated investment amount
\$7.6 mln

Location
 Dniprovsky district

Project status
 - developed project;
 - land plot allocated;
 - a refrigeration complex, with a volume of 500 tons;
 - engineering infrastructure is available.

Cooperation mechanism
 - cooperation mechanism
 - co-investment.



Financial metrics

- Required investment capital: \$5.5 mln;
- Own floating assets: \$2.1 mln;
- Net Present Value (NPV): \$1.1 mln;
- Profitability index (PI): 120 %;
- Internal Rate of Return (IRR): 16 %;
- Payback period (PP): 5.3 years;
- EBITDA: \$10.8 mln;
- Project duration: 1 year.



Creation of a modern medical and health complex

Expansion of the range of innovative, medical-recreational services of sanatorium by reconstruction of clinical and residential buildings, as well as the construction of a Spacenter with a swimming pool.



Estimated investment amount
\$1.7 mln

Location
Novomoskovsk district.

Project status
- developed project;
- real estate is owned;
- projects developed.

Cooperation mechanism
- equity;
- credit line.

Financial metrics

- Required investment capital: \$1.4 mln;
- Own floating assets: \$306 thous.
- Net Present Value (NPV): \$630 thous.
- Profitability index (PI): 120 %;
- Internal Rate of Return (IRR): 17 %;
- Payback period (PP): 2.7 years;
- Project duration: 11 months.

Creation of a sports and health eco center in an ecologically clean area

Reconstruction of the existing recreation camp with all the necessary infrastructure.



Estimated investment amount
\$1.8 mln

Location
Kamensky district.

Project status
- operating recreation leisure center with all the necessary infrastructure;
- construction of a solar power plant is envisaged (175 kW).

Cooperation mechanism
- creation of a joint venture;
- equity participation;
- credit line.

Financial metrics

- Net Present Value (NPV): \$1.6 mln;
- Profitability index (PI): 136 %;
- Internal Rate of Return (IRR): 18 %;
- Payback period (PP): 6 years;
- EBITDA: \$2.4 mln;
- Project duration: 18 months.

For more information on this investment projects, please use the QR code or call +38 056 74286 34

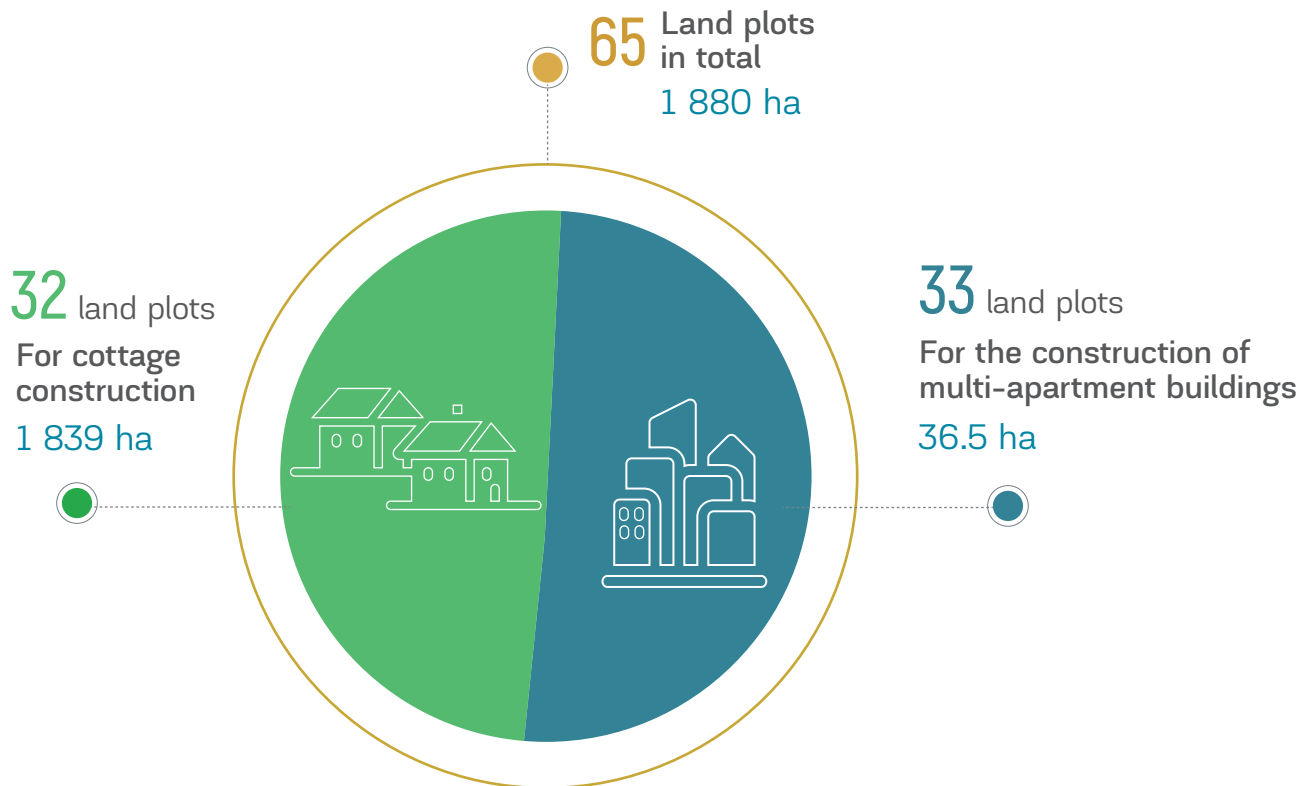


Land plots offers for residential construction

65 land plots with a total area of \approx **1,880 ha** are proposed for residential construction in 32 communities of the region.

The specified territories can be used both for residential construction and for the construction of modern modular housing for displaced persons, of which:

- **32 plots** (1839.1 ha) - for cottage construction;
- **33 plots** (36.5 ha) - for apartment buildings construction.



Land plots for residential construction catalogue from the DIA portfolio



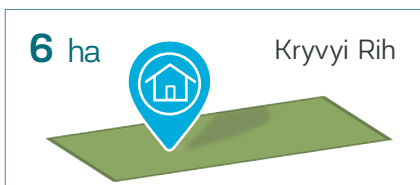
- For the construction of microdistricts;
- Communal property;
- The territory is free from construction;
- 50 km to Dnipro city.



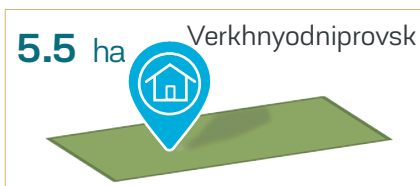
- For cottage construction;
- Communal property;
- The territory is free from construction;
- 29 km to Dnipro city.



- For cottage construction;
- Communal property;
- The territory is free from construction;
- 82 km to Dnipro city.



- For the construction of multi-apartment buildings;
- Communal property;
- The territory is located in the zone of medical and health facilities;
- 145 km to Dnipro city.



- For residential development/cottage construction;
- Communal property;
- The territory is free from construction;
- 73 km to Dnipro city.



- For cottage construction;
- Communal property;
- The territory is free from construction;
- 40 km to Dnipro city.



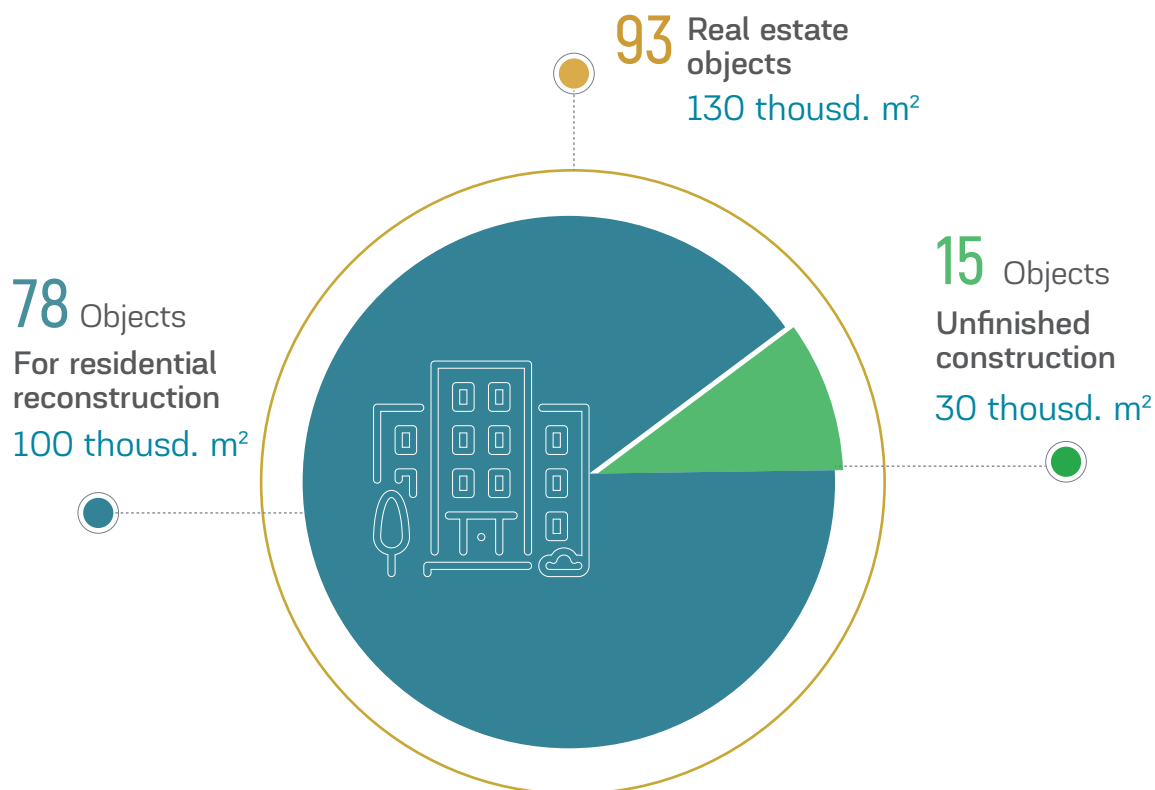
- For the construction of multi-apartment buildings;
- Communal property;
- The territory is located in the zone of mixed multi-storey buildings;
- 80 km to Dnipro city.

Offers of land plots for residential development construction

For the implementation of residential construction projects, 78 buildings with a total area of ≈ 100 thousand m^2 and 15 objects of unfinished construction with a planned area of more than 30 thousand m^2 are proposed.

The following are available for residential reconstruction:

- 14 hostels;
- 4 residential buildings;
- 17 former medical institutions, preventive clinics, pharmacies;
- 34 kindergartens and schools;
- 9 non-residential buildings.



Real estate objects for residential reconstruction and objects under construction from the DIA catalogue



- The city of Pokrov
- **7 252.9 m²** - hostel;
- Communal property;
- Block-type building, has 5 floors, brick walls, available water, gas and electricity supply;
- Technical condition is good.



- The city of Zhovti Vody
- **6 462 m²** - hostel;
- Communal property;
- The building has 208 units of living rooms, 9 floors, available water, gas and
- Electricity supply;
- Technical condition is average.



- Pershotravensk city;
- **3 366 m²** - hostel;
- Communal property;
- The building has 5 floors and a parking area for 25 cars, water, gas and electricity
- Supply is available;
- Technical condition is good.



- Magdalinivka village;
- **1 851.54 m²** - central hospital;
- Communal property;
- The building has 3 floors, there is water, gas and electricity supply;
- Technical condition is average.



- Petrykivka village, (Dniprovsky district);
- **1 200 m²** - unfinished school;
- Communal property;
- Readiness level \approx 70%, the box is built, there are walls, ceilings, partitions, a roof;
- Available gas and electricity supply;
- Technical condition is good.




- Svitloghirske village, (Kamensky district);
- **1604.7 m²** - unfinished residential building for 24 apartments;
- Private property;
- The living area is 765.9 m², the level of readiness is \approx 65%, the box is built, there are walls, ceilings, partitions; it is possible to connect to gas and electricity supply;
- Technical condition is average.

Industrial territories with existing engineering infrastructure are one of the most common types of intensive attraction of investors to pre-prepared industrial territory.

In Ukraine, in 2022, additional mechanisms for stimulating the development of industrial parks, related to reducing the tax burden on their participants, were introduced. In particular, the possibility of exempting participants of industrial parks from income tax, value added tax and import duty (for imported equipment) is foreseen. In addition, compensation for the interest rate on loans, the costs of connecting to engineering and transport networks and the provision of funds on a non-refundable basis to ensure the construction of adjacent infrastructure facilities are provided as well.

Dnipropetrovsk region offers potential investors :

 **3 industrial parks** with a total area of **337 ha** located in the industrial centers of the region - the cities of Dnipro, Kryvyi Rih, and Pavlograd.



Industrial park “INNOVATION FORPOST”

Its planned the construction of public buildings and structures, the placement of industrial enterprises in the following areas: transport innovations, information and communication biotechnology, instrument construction, electronics, energy conservation and the use of alternative energy sources.



Project zones

- Industrial premises: 140-240 thousand. m²
- Business incubator (1st stage): 1 thousand. m²
- Exhibition complex: 18 thousand. m²
- Office premises, including IT park and R&D centers: 50 thousand. m²
- Complex of apartments with a children's preschool: 27 thousand. m²
- Hotel: 5 thousand. m²
- Commercial and residential complex: 6 thousand. m²
- Recreational areas: 4 ha.



Territory zoning

- Total territory: 61.4 ha
- IT cluster: 7.5 ha
- Industrial zone: 50.0 ha
- Additional services: 3.9 ha



Characteristics of the land plot

- The land area has been divided into 35 plots (from 0.4 to 7.9 hectares in size);
- 75% of the territory is free from construction;
- Purpose: industrial land;
- Cadastral numbers: available.



Engineering infrastructure

- Pump-type water supply and drainage;
- Gas supply - gas distribution stations of low and medium pressure;
- Power supply with a capacity of 24 MW.



- European route E-50 - 4 km;
- Regional highway T0410 - 0.1 km



3 railway stations in the radius - 3 km.



the Dnipro river - 1.5 km



CE "Dnipro Development Agency" of the Dnipro City Council

Managing company

www.dda.dp.ua
www.innoforpost.com

Industrial park “PAVLOHRAD”

According to the concept of the industrial park, industrial facilities are supposed to be placed on its territory, namely machine building, building materials production, logistics, light and processing industry. The industrial park specializes in the development of technologies for the agro-industrial complex, mechanical engineering, technologies in the field of chemistry and environmental protection, and technologies in the field of energy saving.



Project zones

- Mechanical engineering – 50 ha;
- Chemical industry and production of building materials – 50 ha;
- Logistics complex – 65 ha;
- Light industry – 30 ha;
- Electronics and IT technologies – 55 ha.



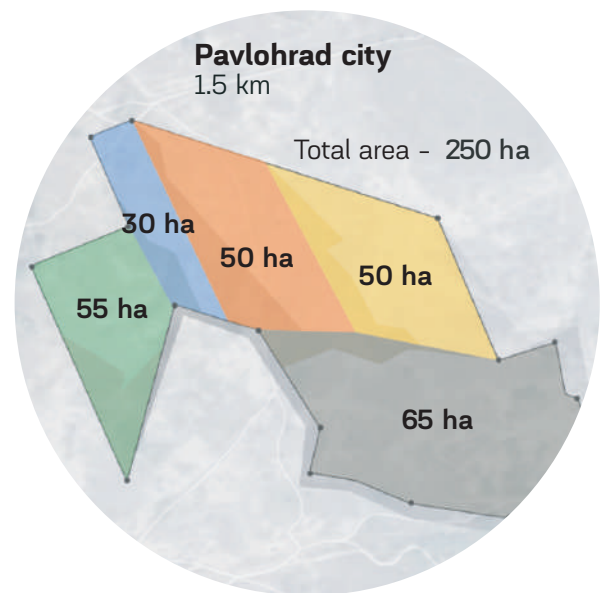
Project goals

- Assistance in the creation of industrial zones, scientific and technological parks;
- Stimulation of investment activity;
- Development of innovative infrastructure and IT technologies;
- Development of engineering infrastructure;
- Stimulating the development of non-basic industries with the aim of diversifying the regional economy;
- Creation of new jobs.



Characteristics of the land plot

- Area: 250 ha (Green-field), with the possibility of expansion to 1000 ha;
- Target purpose: land of industry.



- European route E-50 – 1 km;
- Access roads for trucks and railway transport are located along the site;



Railway station “Pavlohrad-2” – 4 km.



the Dnipro river – 82 km.



Managing company

SE “Investment and Innovation Center”

www.iic.in.ua

Industrial park “KRYVBASS”

The main goal of creating an industrial park is to attract investments into the city's economy by forming mechanisms for effectively satisfying investor demand for prepared sites, ensuring economic development and increasing the competitiveness of the territory, and developing modern production and market infrastructure. The priority areas of activity of the industrial park are machine building, production of building materials, logistics center



Project zones

- Attraction of investments and diversification of the Kryvyi Rih economy;
- Creation of new industrial productions using innovative, energy-saving and environmentally friendly technologies;
- Creation of new jobs;
- Development of the city's engineering, transport and logistics infrastructure;
- Improvement of the city's investment image.



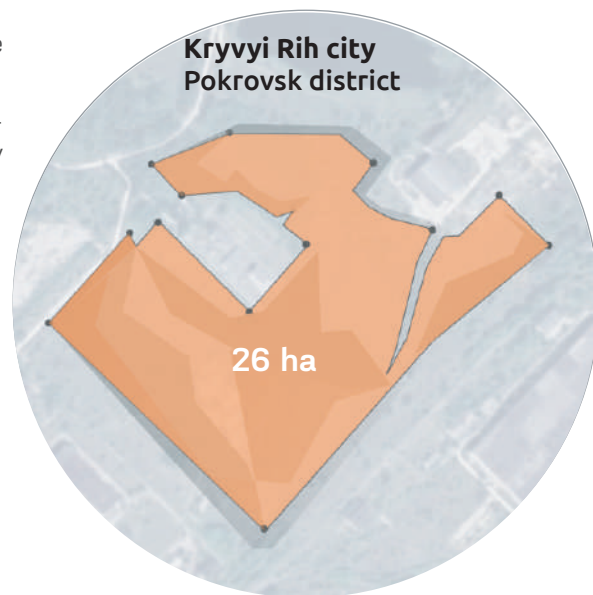
Economic indicators of the project

- State budget \$ 233 thousand.
- Management company \$ 697 thousand.



Characteristics of the land plot

- Area: 26.03 ha;
- There are no buildings and structures on the land plot;
- Target purpose: land of industry;
- The manager: Kryvyi Rih city council.



- National highway - 5.5 km;
- National highway H-23 - 11.5 km;
- Regional route - 1 km.



Railway station - 2 km.

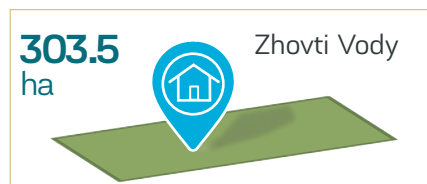


Managing company

Kryvyi Rih city council.
www.ig.krmisto.gov.ua

Territories of industrial development

The territories of industrial development are located on the land plots of former industrial productions, which are provided with sufficient engineering and logistics infrastructure, existing operating productions and are located in cities with a developed social and professional base.



- 4 plots of industrial land in the industrial zone of the city;
- Orientation of enterprises operating in the industrial zone: mining and processing industry;
- Available water, gas and electricity supply.



- 8 plots of industrial land on the territory of the former Nikopol South Pipe Plant
- Orientation of enterprises operating in the industrial zone: metallurgy and metal processing;
- Available water, gas and electricity supply.



- 12 plots of industrial land on the territory of INTERPIPE of the Novomoskovsk Pipe Plant;
- Orientation of enterprises operating in the industrial zone: metallurgy, metal processing, production of metal structures, chemistry;
- Available water, gas and electricity supply.



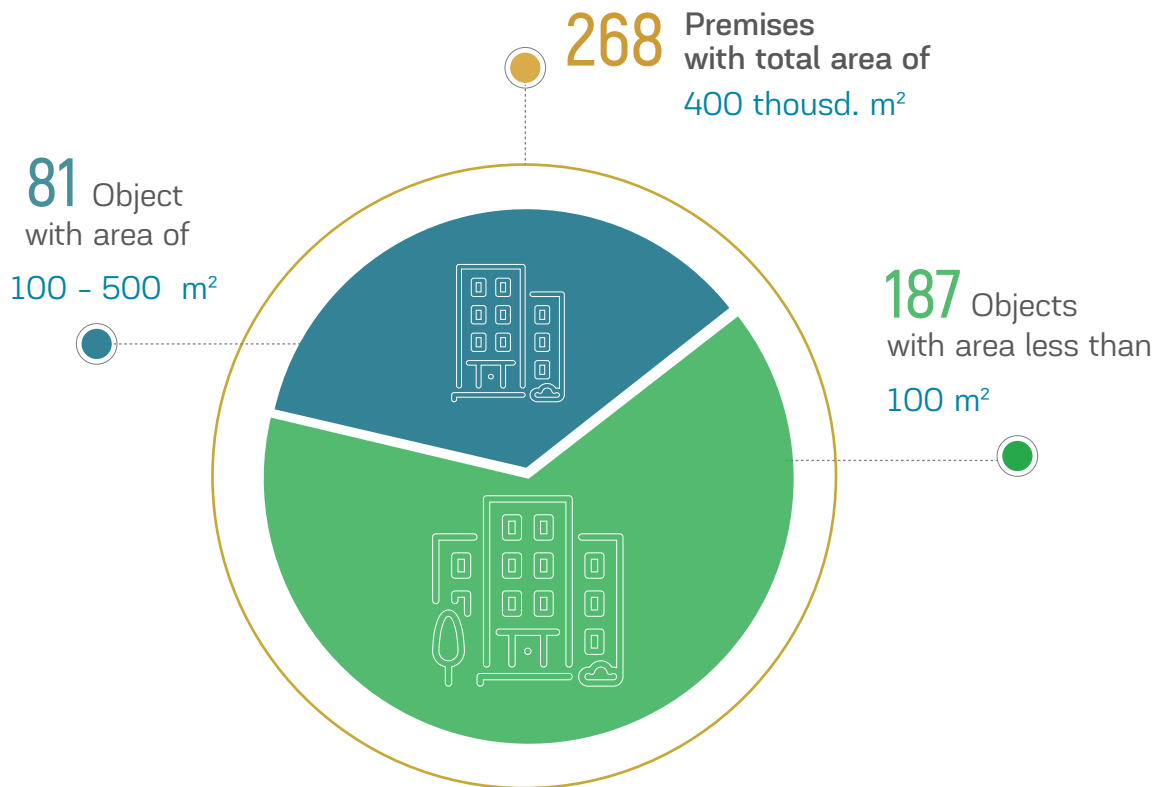
- 4 plots of industrial land in the industrial zone of the city;
- Orientation of enterprises operating in the industrial zone: production of glass containers, concrete and reinforced concrete products, metallurgy;
- It is possible to connect to water, gas and electricity supply.

Offers of land plots for residential development projects

400 thousand. m² (approximately) are offered for private enterprises and individuals planning to move their activities to the region. These are offers of free production space - premises and buildings, both for large productions and for small businesses.

Vacant buildings and premises in which enterprises will be able to resume their production:

- 27 complexes of buildings and structures (spheres of industry, agro-industrial complex);
- 19 industrial sites;
- 19 warehouses;
- 18 factories, shops, cultural centers, shopping centers, as well as a bakery, printing house, shop, cafe, etc.;
- 63 offices and premises;
- 64 non-residential buildings (former medical institutions, administrative buildings, schools, etc.).



Buildings and premises for creating productions from the DIA catalogue

Up to 50 m², 23 offers

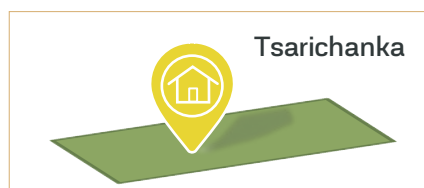


- **Workshop - 30 m² ;**
- Water and electricity supply available
- Transfer to lease;
- The premises are located on the territory of an industrial enterprise, it has the possibility of equipping an exhaust opening.

50-100 m², 17 offers

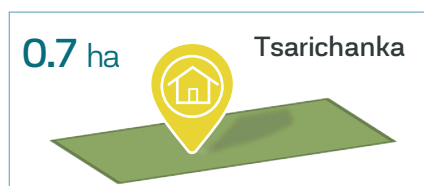


- **Household building - 170 m² ;**
- Availability of water, gas and electricity supply;
- Communal ownership, lease;
- Salty Free premises are located on the 3rd floor:
 - 51 m² (9.45x5.45 m) and 53 m² (9.75x5.5 m);
 - 32 m² (6.0x5.45 m) and 30 m² (9.05x3.36 m).
- Number of floors - 3. Technical condition - average.



- **Bakery - 70 m² ;**
- Availability of water, gas and electricity supply;
- Private property, lease/sale;
- The bakery building has a ceiling height of 3 m, the floor is a concrete screed, tiles. Number of floors - 1. Technical condition - average.

100-500 m², 70 offers




- **Bread factory - 280 m² ;**
- Availability of water and electricity supply;
- Private property, lease/sale;
- The building is surrounded by a concrete fence and has asphalted areas.
- Ceiling height - 4 m, number of floors - 1. Technical condition - average.

500-1 000 m², 38 offers



- **Industrial building - 500 m² ;**
- Availability of water and electricity supply;
- Private property, lease/sale;
- The building has a reinforced concrete floor covering.
- Technical condition - average.

over 1000 m², 66 offers



- **Industrial and administrative building -13 800 m² ;**
- Which includes production areas, 10 017 m², as well as administrative and household premises (3 floors) with a total area of 3 786 m²;
- Availability of water, gas and electricity supply;
- Lease/sale.

ABOUT DIA

Dnipropetrovsk Regional Investment Agency (DIA) has long-term experience in maintaining investors in the region.

DIA services were used by more than 70 companies both foreign and domestic, such as: Glass Trösch, Caparol, Maïsadour Semences, Brukland and others.

The main task of the Agency is to assist investors in the projects implementation in the region.



In the framework of cooperation and partnership, DIA:

- Offers relevant directions for investing, investment projects of companies and territories for the project implementation.
- Generates and presents analytical information, which is necessary to make investment decisions.
- Carries out the land plot selection in accordance with the investors' needs (the Agency database has more than 470 land plots with total area of 4.8 thousand ha).
- Establishes communication with the potential investor for further investment project implementation. Provides services of personal investment manager. The Agency makes project implementation road map.
- Carries out post-investment companies' support.
- Assists in selection of potential partners with corresponding competence (the Agency has the Competence Database, which accounts for more than 1 000 companies).
- Creates and presents marketing products to promote a positive reputation of the region as a reliable.

Large companies that have already used the services of DIA:



National platforms for attracting foreign investments



Advantage Ukraine

www.advantageukraine.com

An investment initiative of the Government of Ukraine, which includes more than 500 investment projects and opportunities worth more than \$400 billion in 10 sectors of the economy.

Each potential investor, having registered on the platform, will receive comprehensive information about investment opportunities in a specific project and the benefits that he will have from investing in the economy of Ukraine.



Ukraine Invest

www.ukraineinvest.gov.ua

Government investment attraction and support office created to attract foreign direct investment and help existing investors expand their business in Ukraine.



Impact-investing attraction platform (MVP)

www.business.dii.gov.ua


The resource allows entrepreneurs to communicate with potential investors, presenting their impact investment projects. The platform was created with the support of UNDP in Ukraine.



«Science and business» platform

www.s2b.nauka.gov.ua

An online platform for communication between the scientific community and business for the commercialization of scientific research and the implementation of joint projects. The "Science and Business" platform was created by the Ministry of Education and Culture within the framework of participation in the project of the federal company Deutsche Gesellschaft für Internationale Zusammenarbeit (GIZ) GmbH.



Chamber of commerce and industry of Ukraine

www.ucci.org.ua

investment promotion and project activity. Search for potential international partner companies for the implementation of joint projects with Ukrainian enterprises. Search for international investors and funds for the implementation of projects of Ukrainian companies.

USEFUL LINKS



DIA investment portal

www.dia.dp.gov.ua

Section «Doing business» contains detailed and up-to-date information on starting business, investor support, land allocation.



UkraineInvest

www.ukraineinvest.com



iGov electronic government services portal

www.igov.org.ua



System of open electronic procurement – Prozorro

www.prozorro.gov.ua



Administrative services centers (ASC)

www.cnap.dniprorada.gov.ua

COORDINATORS

Valentyna Zatyshniak
Alim Molodan
Tamara Ivanova

ANALYTICS

Anna Kovalchuk
Artur Mkrtchian
Denys Aliexsieienko
Halyna Savran
Yuliia Sharai

GRAPHIC DESIGN

Artur Mkrtchian
Oleksandr Hrechukhin

TRANSLATION

Anna Kovalchuk
Yuliia Kniazzyk



In publication it was used data obtained from the State Statistics Service of Ukraine, the Main Directorate of General Office of State Fiscal Service in Dnipropetrovsk Region, as well as regional enterprises official open sources (enterprises official websites) as well as data obtained as a result of the region IT market research commissioned by IT Dnipro Community.

Dnipropetrovsk regional investement agency

www.dia.dp.gov.ua

2, O. Paul Ave, office 538, Dnipro city

tel.: +380 56 742 86 87

e-mail: info@dia.dp.ua

fb.com/dia.investment

t.me/dia_investment