



DIA DNIPROPETROVSK
INVESTMENT AGENCY

DNIPROPETROVSK REGION


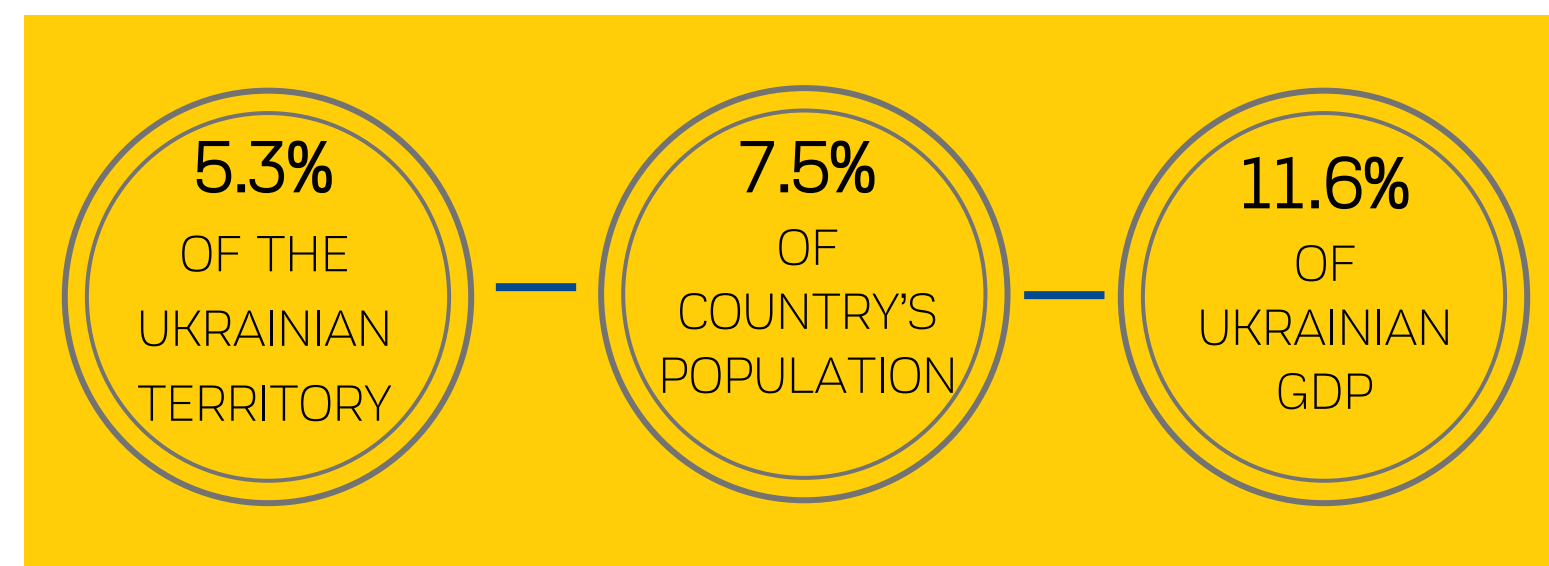


Dnipropetrovsk region

The region is located in the heart of Ukraine, at the intersection of the country's main road, rail and water logistics routes. It is a harmonious combination of powerful enterprises and research in the industrial sector, advanced technologies and organic production in the agricultural sector, and a developed IT industry that generates 50% of service exports.

Dnipropetrovsk region accounts for about **11.6%** of the country's GDP, and its budget is the largest among the regions.

Since the beginning of the full-scale military aggression against Ukraine, the region has become a humanitarian, medical, security and industrial hub for Ukraine, providing shelter to about **451 thsd.** IDPs, rehabilitating wounded soldiers and developing the industrial potential of our country even in the face of war.





Transport and Logistics

In the realities of a full-scale war, air and water traffic on the Dnipro River in Ukraine has been temporarily suspended. Rail and road transport are the main logistical arteries of the region.

The railroad connects the industrial centers of the region with seaports and enables businesses to carry out export and import operations with the EU and the world. Passenger transportation, transportation of goods, humanitarian and military aid are carried out continuously.

The European highways that cross the region allow businesses in the region to expand their foreign economic activities. Active restoration of the infrastructure damaged by the hostilities is underway, and the reconstruction of international highways continues.

Education

The region is one of the leading academic centers of Ukraine. According to the annual ranking of higher education institutions compiled in accordance with the Scopus scientometric monitoring, in 2024, 7 institutions of the Dnipropetrovsk region were included in the TOP-50.

They provide training at all levels and in many educational areas, including using a dual system to provide future employees with practical experience at enterprises.

The region has:

<ul style="list-style-type: none">• 29 higher education institutions: universities, academies, institutes• 82.4 thsd. students are enrolled	<ul style="list-style-type: none">• 33 institutions of pre-higher education: colleges, technical schools• 39.4 thsd. students are enrolled	<ul style="list-style-type: none">• 57 professional and technical educational institutions: colleges• Over 19.0 thsd. students are enrolled.
<ul style="list-style-type: none">• In 2023, more than 15.4 thsd. specialists were trained	<ul style="list-style-type: none">• In 2023, more than 10.6 thsd. specialists were educated	<ul style="list-style-type: none">• In 2023, more than 10.2 thsd. workers were trained

Educational services are also provided by relocated institutions, including 4 higher education institutions and 4 pre-university institutions, with a total of 300 teachers from Donetsk and Luhansk regions.

TOP 5 INSTITUTIONS OF THE REGION ACCORDING TO SCOPUS INDICATORS FOR 2024



Dnipro State Medical University



Oles Honchar Dnipro National University



Ukrainian State University of Chemical Technology



National Technical University "Dnipro Polytechnic"



Kryvyi Rih State Pedagogical University

Labor market

The region's labor market is undergoing significant transformations due to high levels of migration, production cuts, enterprise re-profiling, and mobilization. The unemployment rate in Dnipropetrovsk region is **8.8%**.

In 2023:

- 22.4 thsd. people were employed
- 5.2 thsd. people received vocational training

The average salary in the region increased by **7%** to **\$485**.



Number of vacancies and average salary by economic sector:



Ratings

Despite existing external challenges, the region continues to transform to improve the business climate, both in terms of investment support and digital services.

TOP 10 MID-SIZED EUROPEAN REGIONS OF THE FUTURE 2025 – FDI STRATEGY

	Region	Country
1	Northern Ireland	UK
2	Greater Canton of Zurich Area	Switzerland
3	Pomerania	Poland
4	West Yorkshire Combined Autority	UK
5	Tuscany	Italy
6	North Macedonia	North Macedonia
7	Dnipropetrovsk Region	Ukraine

DIGITAL TRANSFORMATION INDEX

	Region	Indicator
1	Dnipropetrovsk	0.916
2	Ternopil	0.910
3	Odessa	0.836
4	Poltava	0.814
5	Lviv	0.799
6	Rivne	0.794
7	Vinnytsia	0.769

TRANSPARENCY OF CITIES IN TERMS OF WAR

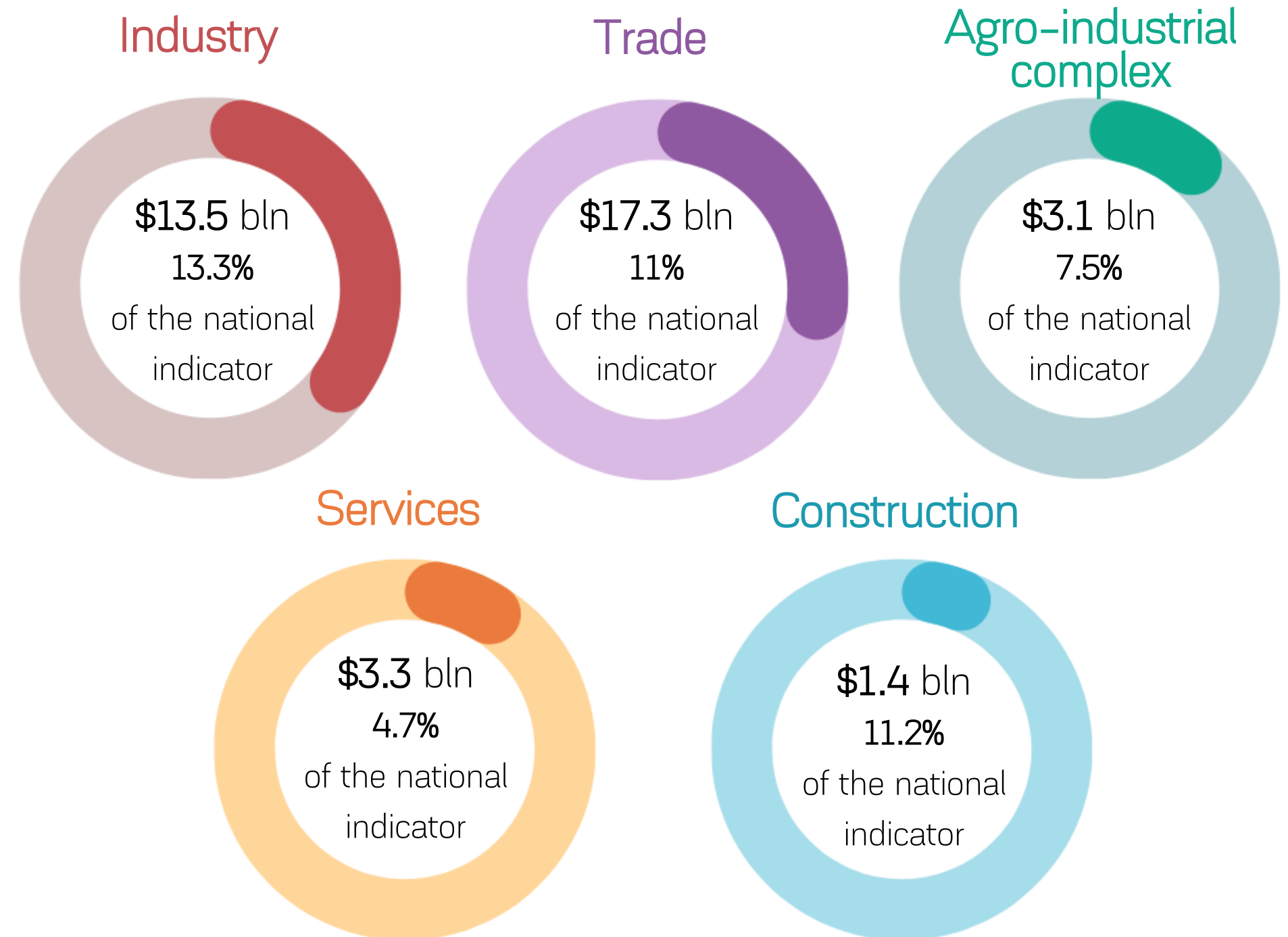
Indicator	Country
Transparent city	Dnipro
Transparent city	Mukachevo
Transparent city	Lviv
Transparent city	Mukacheve
Transparent city	Ternopil
Partly transparent	Pokrov
Partly transparent	Kamianske

Structure of the region's economy

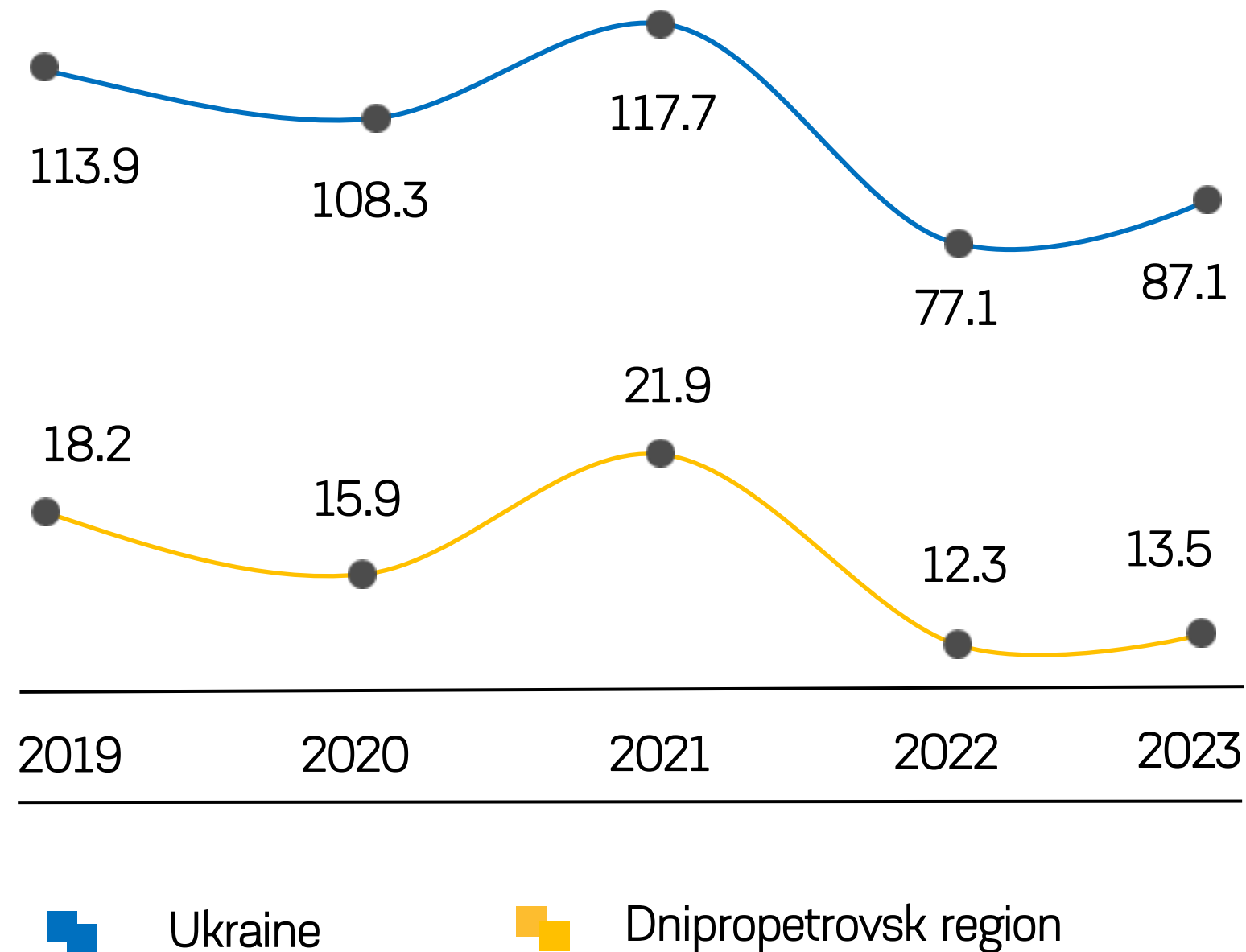
Volatile factors caused by the military aggression of the Russian Federation continue to affect the economy. The cut in product realization in some sectors of the economy was more than 20%. However, the adaptability of enterprises allowed to stop the decline and move to positive dynamics by the end of 2023. The agricultural sector showed growth, exceeding the level of sales of products of the pre-war period.

The region has a strong industrial focus. Each of the sectors accounts for a significant share of the Ukrainian economy. But it is the region's industry that forms the largest industrial share of the state.

REALIZED PRODUCTS
\$38.6 bln (>10% of the Ukrainian indicator)



Dynamics of industrial sector development, bln \$



Industry

The region is the largest industrial center in the country with a high level of development in the metallurgical (\$4.9 bln), mining (\$3 bln), and energy (\$1.3 bln) industries. In 2023, the region's industrial sector demonstrated positive dynamics in mechanical engineering, electricity generation, and the production of polymeric materials.

The industrial sector holds a leading position in the country as a whole (13.3% of the national figure), in particular in the following industries: metallurgy – 50%, coke production – 43.7%, mining – 28.8%, and chemical production – 15.4%.

At the end of 2023, the volume of industrial sales in Dnipropetrovsk region stabilized due to a significant increase of 22.6% in the fourth quarter of 2023. This indicates a gradual recovery of the economic foundation.

Industry

The industrial sector is key to the development and shaping of the region's export potential. Exporters include leading companies in metallurgy, mining, titanium and polymers, chemicals, and consumer goods.

The largest exporting enterprises:



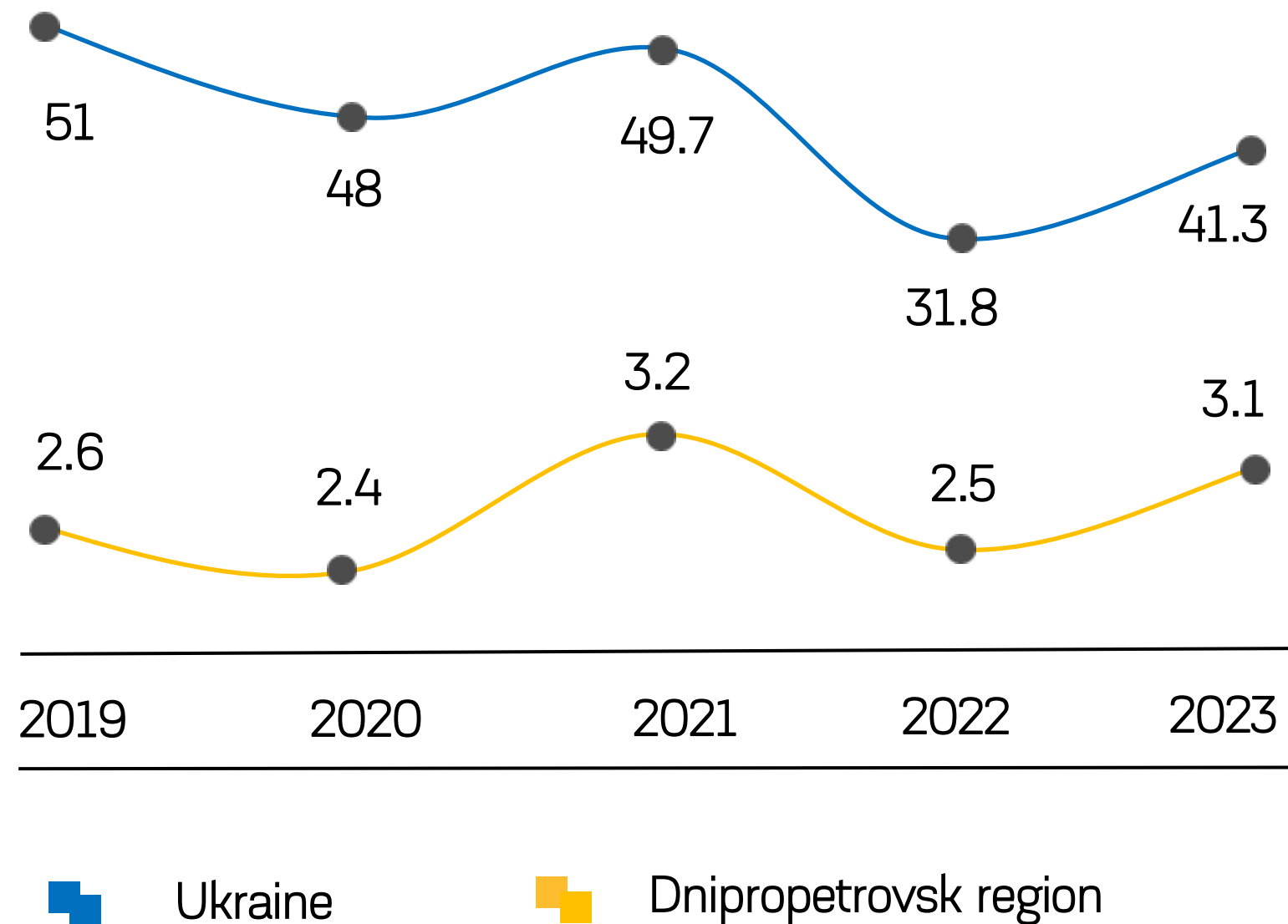
TOP-5 export goods

Iron and titanium ores, concentrates	\$1.3 bln
Pipes, profiles, rods and semi-finished products made of ferrous metals	\$1.2 bln
Cast iron (refining and mirror) and ferroalloys	\$432 mln
Coal tar resins	\$52.3 mln
Glass containers for packaging and preserving goods	\$33.5 mln
TOTAL	\$3.83 bln



For more details, follow the link
<http://diagram.dia.dp.gov.ua>

Dynamics of the agricultural sector development, bln \$



Agro-industrial complex

The region has one of the largest shares of agricultural land in Ukraine – more than **2 mln hectares** – and **8.8%** of Ukraine's agricultural output.

Most of the sector's enterprises are mixed farms that effectively combine crop production (mainly grains, oilseeds, and organic crops), livestock (meat production), and processing.

The sector is led by food production (\$1.97 bln). It is the food industry that drives the sector, accounting for 64% of sales and +33% of its growth. The plant growing sector, in turn, sold \$0.99 bln worth of products. The active introduction of the latest precision farming technologies, intensive horticulture and berry growing, investments in processing of domestic raw materials and focus on the large Ukrainian market ensured a positive growth of 8.4%.

Agro-industrial complex

The agricultural sector has a high export capacity. Vegetable oil, grains and pulses account for the largest share of agricultural exports.

Among food products, meat products, chocolate, and bakery products are the leading exports.

The maritime export corridor created by Ukraine has allowed agricultural and processing companies in the sector to restore sustainable export flows of goods from Ukrainian ports and deliver them to different parts of the world.

The largest exporting enterprises:



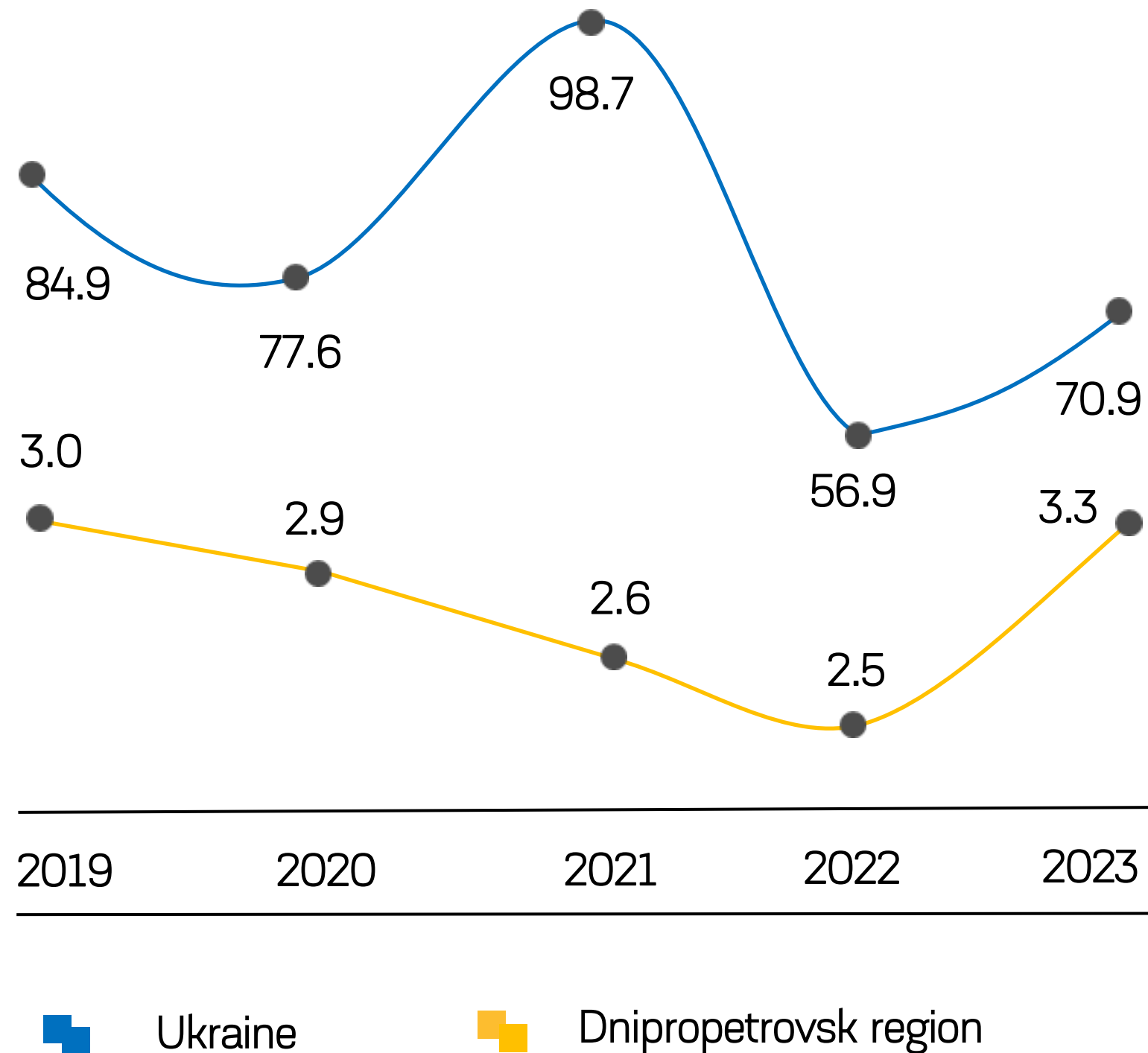
TOP-5 export goods

Vegetable oil	\$452 mln
Cereals and pulses	\$266 mln
Meat products	\$49 mln
Chocolate and other prepared food products containing cocoa	\$16.6 mln
Bakery and flour confectionery products	\$11.4 mln
TOTAL	\$824.2 mln



For more details, follow the link
<http://diagram.dia.dp.gov.ua>

Dynamics of the services sector development, bln \$



Services sector

Among the region's enterprises represented in this sector are world-renowned IT companies, banking institutions, R&D offices, transportation companies, and some of the country's best healthcare and higher education institutions.


The leaders of the sector are the transport and logistics industry with a sales volume of \$992.9 mln, administrative and support services - \$487 mln, and healthcare - \$452.8 mln.

Services sector

The region is one of the leading centers of the IT industry in Ukraine, and has a developed infrastructure, numerous educational opportunities, an active community of professionals, and support from various organizations and clusters. The combination of these factors allows the IT industry to account for 49% of service sector exports.

The region is an important business center of Ukraine, where domestic institutions and representative offices of leading global companies are located, providing a wide range of business services from consulting and auditing to marketing and legal services.

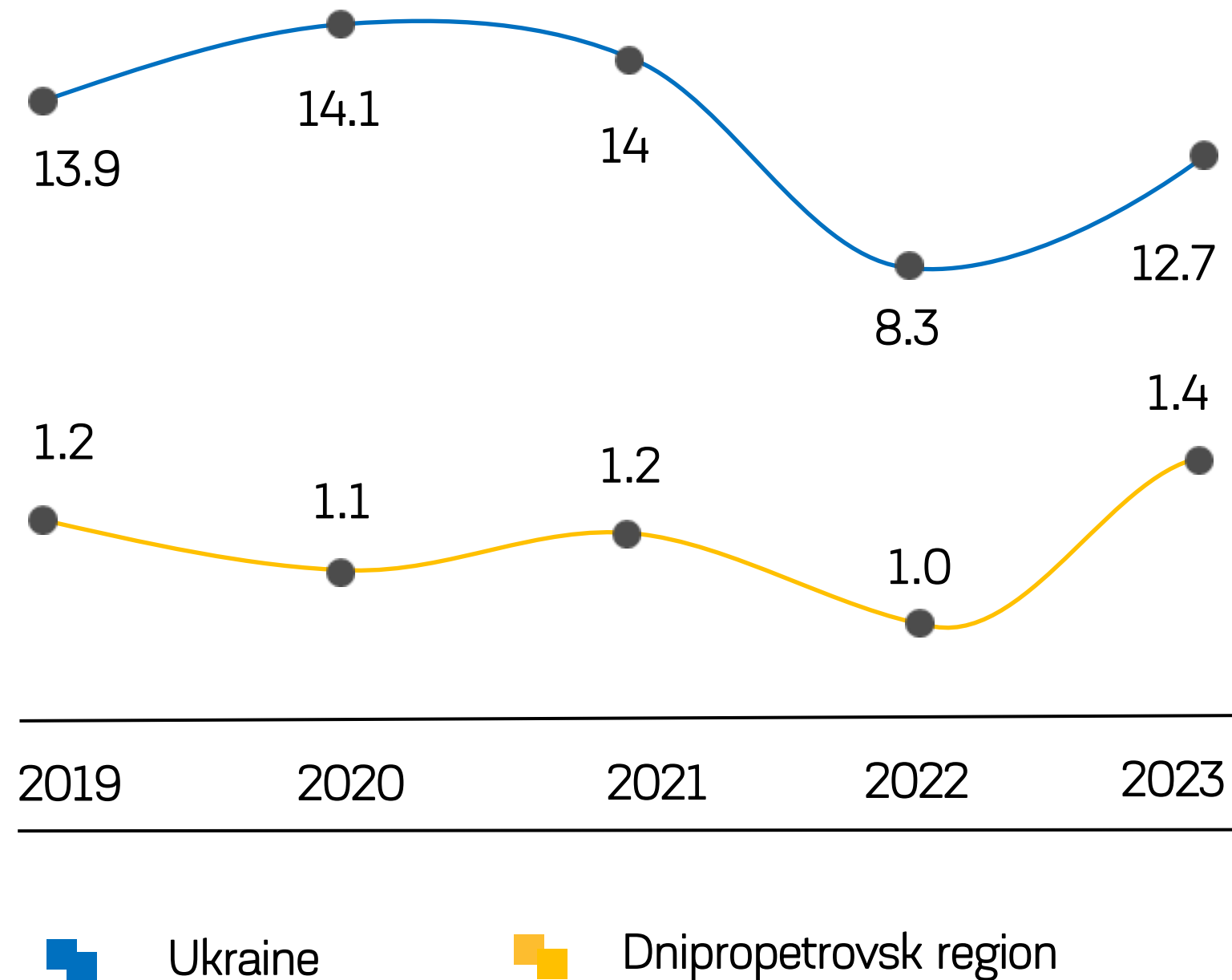
The largest exporting enterprises:



TOP-5 export goods

IT services	\$77 mln
Business services	\$29.5 mln
Transport services	\$21.7 mln
Services related to financial activities	\$8.2 mln
Travel related services	\$5.2 mln
TOTAL	\$157.6 mln

Dynamics of the construction sector development, bln \$



Construction sector

The construction sector shows significant potential for development through investment, innovation, and expanding export opportunities, but faces military challenges.

The leaders of the construction sector are the production of non-metallic mineral products (cement, concrete and products made from them), with sales of \$556.9 mln, construction of structures (roads, railways, communications) – \$444.1 mln, and construction of residential and non-residential buildings – \$353.6 mln.

The construction sector of the region reflects the general trends in the relevant economic sector of Ukraine, accounting for 11.2% of its volume. The reconstruction of the country will require the use of new technologies and innovative building materials to restore destroyed facilities and create new high-quality living space.

Construction sector

The export opportunities of the region's construction sector are significant and the region has the potential for further growth in international markets. The leading export sector is the production of building materials, in particular, construction products made of plastics and composite materials. One of these companies is Ukrcomposite+ LLC, whose sanitary ware is widely represented in the EU market under the MIRAGGIO brand.

Exports of wall coverings, which account for 33% of construction sector exports, are provided by Ukraine's leading wallpaper factories - ARTGRAND, VINIL, and Kontinent. Ukrainian construction companies have experience in implementing projects abroad, including the construction of industrial, residential, and infrastructure facilities.

The largest exporting enterprises:



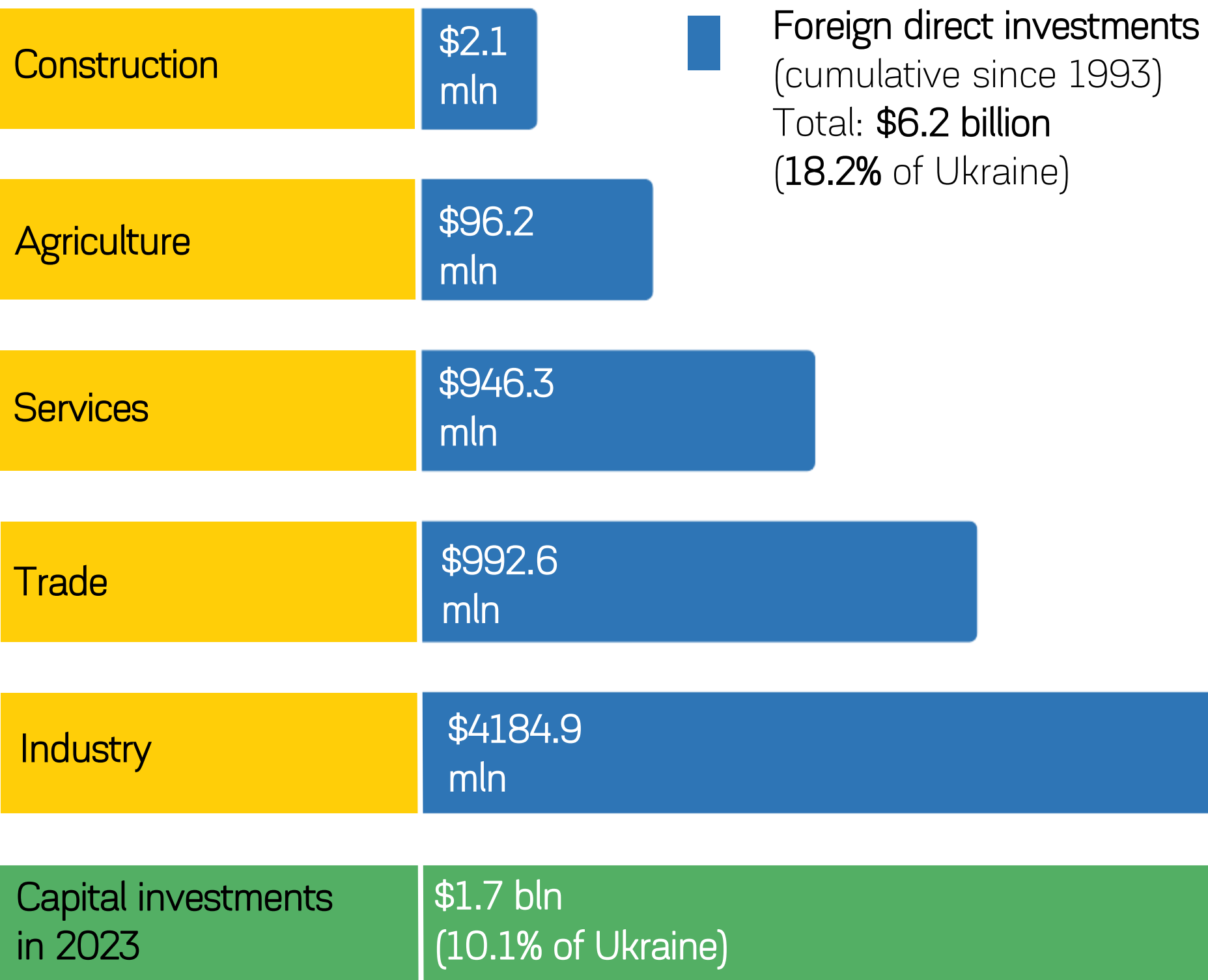
TOP-5 export goods

Construction products made of plastics and composite materials	\$6.6 mln
Wallpapers	\$6.4 mln
Products made of cement, concrete and stone	\$2.7 mln
Paints and varnishes	\$1.5 mln
Joinery products	\$1.3 mln
TOTAL	\$42.3 mln



For more details, follow the link
<http://diagram.dia.dp.gov.ua>

The EU is the main investor in the region's economy



Dnipropetrovsk region accounts for a significant share of the country's investment activity and shows a tendency to annual growth in this area. The war has affected investment activity, reducing it to the level necessary to maintain production or economic activity.

The region continues to rank first among the regions by many indicators: the volume of foreign direct and capital investment, exports of goods, and the volume of products sold.

Capital investments in **2023** amounted to **\$1.7 bln**, which is **10.1%** of the Ukrainian figure.

Foreign direct investment totaled **\$6.2 bln**, or **16.4%**, accordingly.

There are **567** companies with investments from EU countries in the region, which invested **\$5.9 bln** in the region's economy, which is **94.2%** of the total amount of foreign direct investment in the region.



Full-scale war

* Data as of 21.02.2025

Dnipropetrovsk region is the closest stable economic center of Ukraine to the contact line. This status ensures that businesses and the population are united in the face of the war, that businesses and human resources are relocated to the region from the temporarily occupied territories of Ukraine, that social and medical infrastructure is transformed to support internally displaced persons and rehabilitate Ukrainian soldiers.

9 communities of the region are located in the areas of military (combat) operations – they are constantly subjected to criminal shelling by the aggressor country. About **16 thsd.** attacks were carried out on the territory of the region with various types of weapons (artillery and rocket attacks, UAVs).

The number of destroyed and damaged facilities in the region is measured in thousands and continues to grow. As of the first half of 2024, the aggressor country has damaged or completely destroyed more than **23 thsd.** facilities.

Organizations that provide aid in the region:



Internally displaced persons

Dnipropetrovsk region has received about **451 thsd.** internally displaced persons. The largest number of IDPs is in Dnipro and Kryvyi Rih. More than **100 thsd.** people have left the communities of Kryvyi Rih, Nikopol and Sinelnyk districts alone due to numerous shelling and rocket attacks.

Dnipropetrovsk region is grateful to proactive world-renowned organizations that provide assistance in the region. Thanks to the initiatives and decisions of the authorities, IDPs in the region are able to receive humanitarian and psychological assistance, financial support, accommodation and work.

Local organizations worth noting include: The Volunteer Women's Battalion, the Free Will Center for Military and Civilians, the Center for the Wounded and Military of the National Defense Headquarters, the Dnipro Coordination Center for IDPs "Dnipro Help", the General Coordination Center, the Volunteer Group "Dnipro Volunteer Army", the New Nation Society, and the Volunteers of the NGO "SICH-KR".

Companies that have been relocated to the region:



Relocated enterprises

The aggressor's destruction of enterprises and engineering infrastructure in the combat zone in Ukraine has led to the relocation of labor and business to the Dnipropetrovsk region, which offers industrial areas and qualified personnel to restart production.

State support for relocated enterprises is provided under the

- Affordable Loans 5-7-9 program;
- Procedure for providing financial state support to business entities (CMU Resolution № 20 from January 24, 2020);
- Grant program "Own Business".

In total, 80 businesses have already been relocated to Dnipropetrovsk region in the following industries:

- | | |
|-------------------------------|------------------------------|
| • 14 – Manufacturing industry | • 13 – Services |
| • 8 – Metallurgy | • 1 – Agriculture |
| • 6 – Light industry | • 3 – Chemical industry |
| • 1 – Energy industry | • 7 – Construction |
| • 6 – Food industry | • 8 – Mechanical engineering |
| • 8 – Trade | • 5 – Other |

International support

The international community responded immediately to the aggression of the occupying country. From the first day of the war, partner regions, municipalities, organizations and the public in the EU and around the world sent humanitarian, military, financial and other assistance to the Dnipropetrovsk region. Among the European regions, the Lower Silesian Voivodeship of Poland, Saxony and North Rhine-Westphalia of Germany, the South Moravian Region of the Czech Republic, and the Hauts-de-France region of France deserve the most gratitude.

In addition, concerned citizens from many cities around the world joined in to support the residents of the region and IDPs: residents of the German cities of Bad Pyrmont and Berlin, the city of Steinhjær in Norway, private entrepreneurs from Frankfurt am Main, volunteers from Norway and the Italian Republic, private entrepreneurs from Switzerland and Luxembourg, and many others.

The Czech Republic has also joined in the war relief and reconstruction efforts.

Institutions, municipalities and regional authorities that have provided assistance:

-  Lower Silesian Voivodeship, Republic of Poland
-  Embassy of Switzerland in Ukraine
-  United Arab Emirates
-  North Rhine-Westphalia and Saxony, Germany
-  South Moravian Region, Czech Republic
-  Embassy of Ukraine in Austria
-  Republic of Korea
-  Hauts-de-France region, France
-  Embassy of the Republic of Latvia in Ukraine
-  "U-LEAD with Europe" program, EU

Transparency and guarantees



setting priorities and format of
cooperation

The region offers transparent mechanisms of cooperation to international partners, which include joint prioritization, the degree and format of participation, and control over the implementation process.

We have a step-by-step mechanism of interaction:

1. Getting acquainted with offers for cooperation on the online resources of DREAM and DIA
2. Selecting a recipient of assistance
3. If necessary, determine co-financing mechanisms
4. Registration of the beneficiary in the Unified Register of Recipients of Humanitarian Aid of Ukraine
5. Transfer of international assistance by concluding relevant agreements and acts
6. Decision of local authorities to accept the aid on the balance sheet
7. Providing support and media coverage of the entire cooperation process



identification of beneficiaries



interaction within the framework of an
international program or partnership
agreement

Recovering of the region

The results of missile and artillery strikes on the region have serious consequences that affect security, economy, environment and social life.

The enemy is ruthlessly and chaotically destroying almost every district of the region. Kryvyi Rih, Nikopol and Sinelnykivsky districts suffered the greatest losses.

Many residential buildings have been destroyed or severely damaged, displacing thousands of people. This was accompanied by increased psychological stress and a significant increase in the number of injuries among the population, especially children and the elderly.

Strikes on industrial facilities, damage to or destruction of power generation facilities, including the Kakhovka hydroelectric power plant, power lines, water supply, and gas pipelines, led to forced production shutdowns, which negatively impacted the region's economy.

Significant financial costs to restore the destroyed infrastructure and housing stock require the attraction of state and international resources to restore the region.



As of today, it is damaged or completely destroyed:
* Data as of 05.30.2024

Types	Amount
Private residential buildings	10555
Multi-apartment residential buildings	2080
Educational institutions	401



Rebuilding projects on the national DREAM platform

* Data as of 23.01.2025

To attract international partners and donors to restore the territories, communities in the region post relevant projects on the national DREAM platform, indicating both technical parameters and financial indicators. This platform is quite dynamic, with information about projects and their initiators being updated constantly.



12 projects
energy and extractives

implementation of
measures to reduce energy
consumption by
community institutions and
administrative buildings



47 projects
water supply

modernization and
reconstruction of water
supply systems



270 projects
medicine and HEIs

reconstruction, capital
renovation and
construction of medical
and educational
facilities



70 projects
construction

reconstruction of the
community housing stock,
as well as transport and
public infrastructure



DREAM

Цифрова екосистема
для підзвітнього управління відновленням

For more details, follow the link <https://bi.dream.gov.ua/>

Rebuilding projects on the regional portal of the DIA


* Data as of 01.06.2024

The rebuilding projects on the regional investment portal DIA are focused on restoring the region's utilities, housing construction, and providing medical facilities with the necessary equipment. Together with the regional Office of Decarbonization and Energy Efficiency, the DIA portal includes projects aimed at energy efficiency in the region's communities.



39 projects
energy efficiency

implementation of
measures to reduce energy
consumption by
community institutions and
administrative buildings



17 projects
water supply

modernization and
reconstruction of water
supply systems



5 projects
medicine

providing community
healthcare facilities with
the necessary equipment



11 projects
construction

reconstruction of
community housing
stock

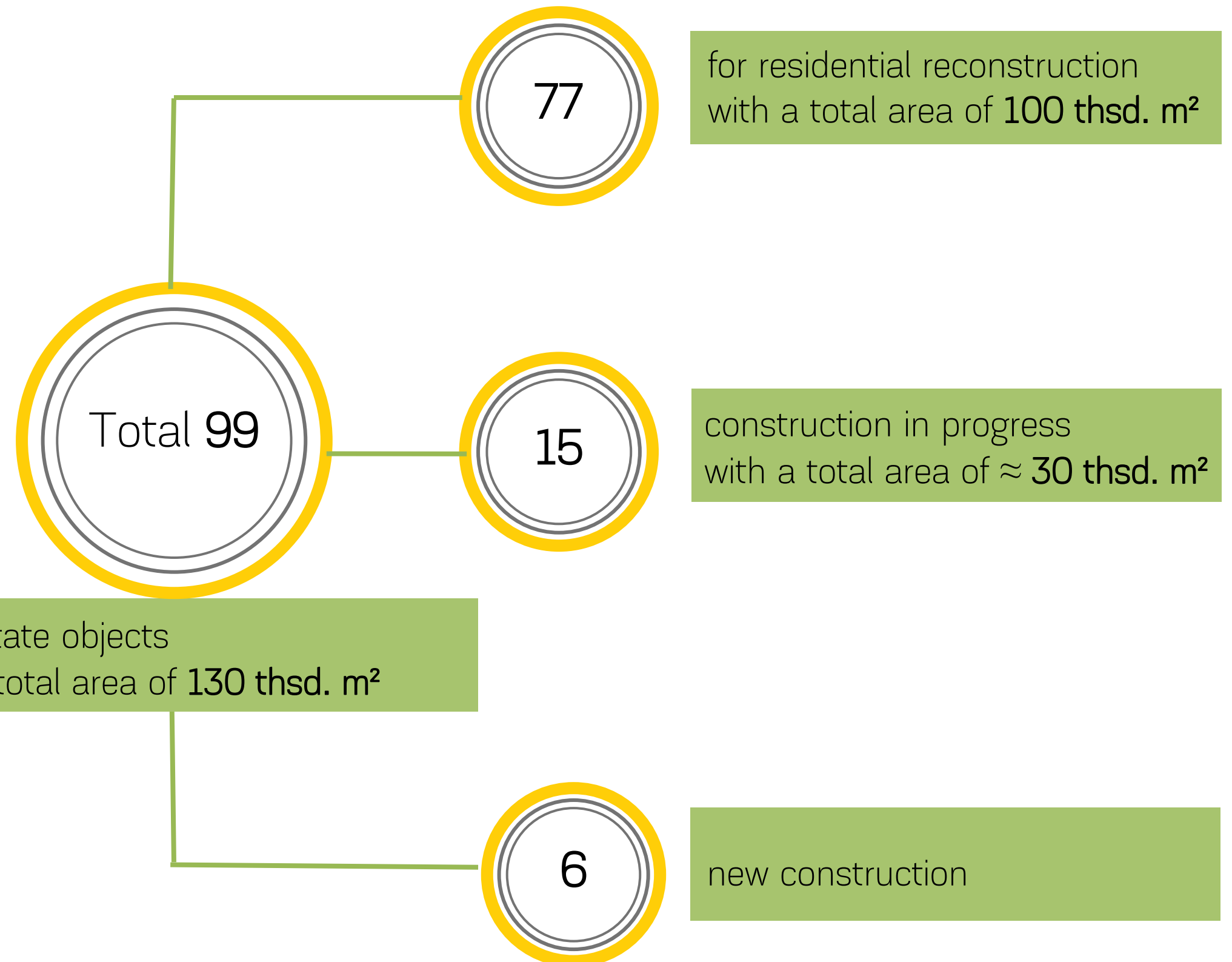
Objects for residential construction

Communities in the region offer real estate with a total area of ≈ 130 thsd. m² that can be reconstructed or completed to accommodate internally displaced persons.

The communities' proposals include 6 projects for the construction of new multi-storey buildings.

Available for residential reconstruction:

- 14 dormitories;
- 4 residential buildings;
- 17 former medical institutions, health centers, and pharmacies;
- 34 kindergartens and schools;
- 9 non-residential buildings.

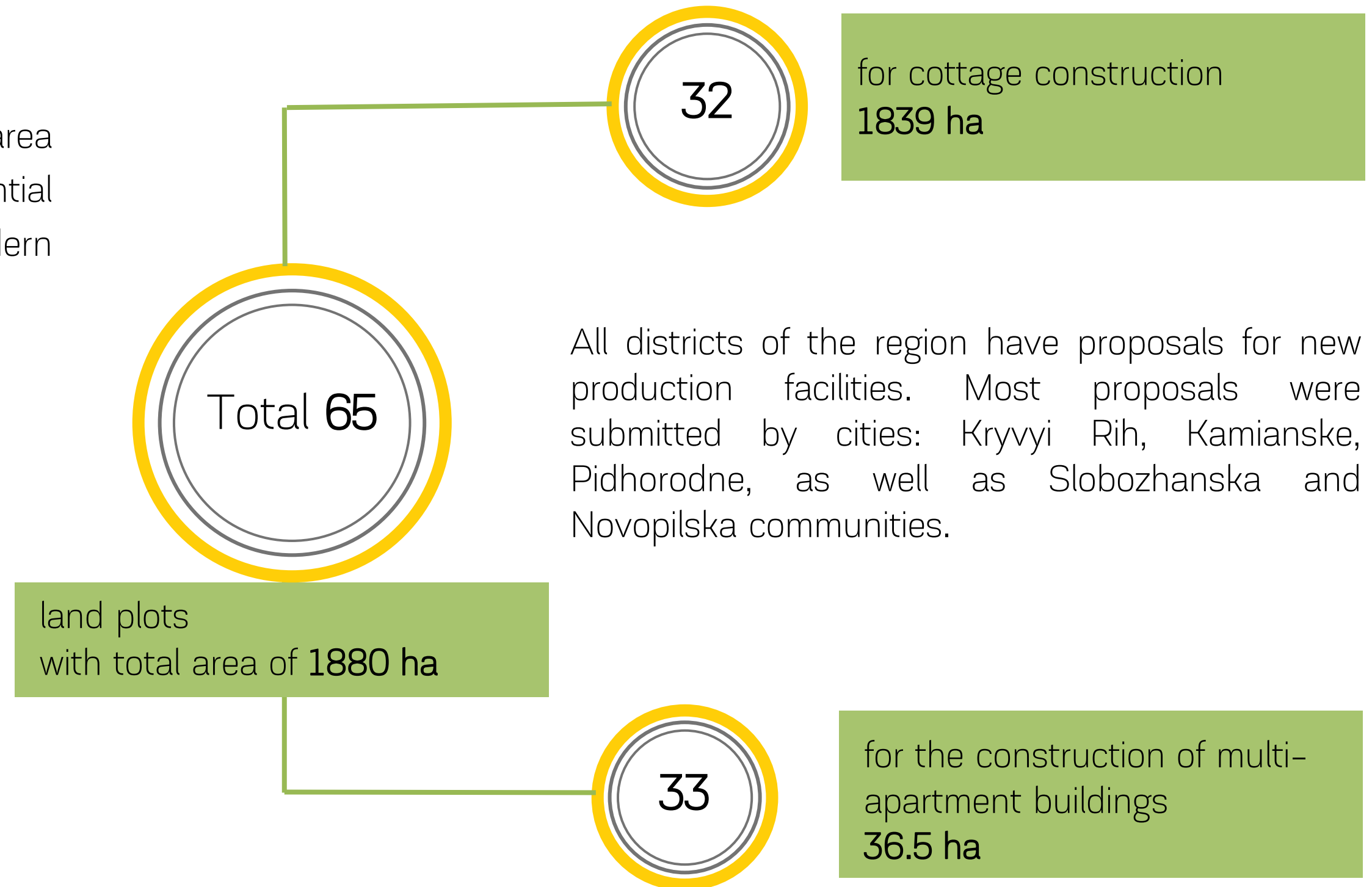


Detailed information is available upon request to the DIA

Land plots for residential construction

There are land plots in the region with a total area of **1880 ha** that can be used both for residential construction and for the construction of modern modular housing for displaced persons, of which:

- **32** plots (**1839.1 ha**), for example, for cottage construction;
- **33** plots (**36.5 ha**) – for the construction of apartment buildings.



All districts of the region have proposals for new production facilities. Most proposals were submitted by cities: Kryvyi Rih, Kamianske, Pidhorodne, as well as Slobozhanska and Novopilska communities.



Priorities for investing

Priorities are focused on the needs of the domestic market of Ukraine, availability of raw materials in the region, compliance with the profile of the regional economy, and the presence of an innovative component for starting the corresponding production.

- Agricultural machinery, primarily tractors and combines (city of Dnipro, Kryvyi Rih)
 - Titanium mining and production of titanium products within the framework of privatization (Vilnohorsk)
 - Innovations and technologies in the construction sector (*glass, insulating and covering materials*)
-

- Decentralization of energy supply and bioenergy as effective solutions for providing vital infrastructure
- Electric transport – production and modernization of key components of transport infrastructure (*railway locomotives and urban electric transport*)
- Household waste management projects for a group of territorial communities (*up to 50,000 tons per year*)

For more details, follow the link <https://dia.dp.gov.ua/>

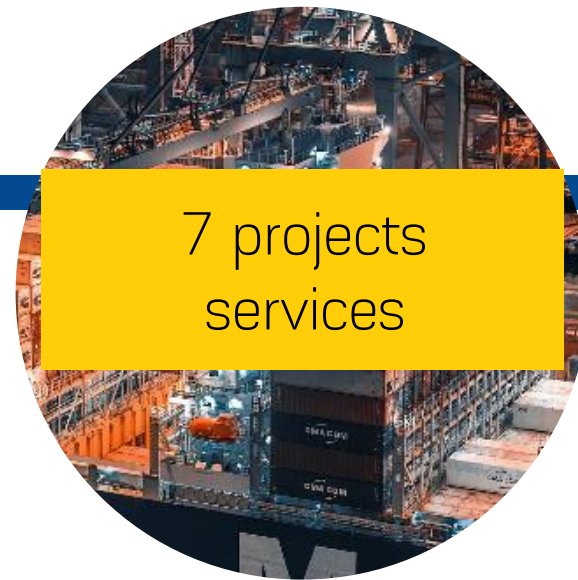
Portfolio of investment projects of the region

DIA proposes **29** projects by communities and businesses in the region to expand their own production and develop their territories in the following areas:



12 projects
industry and
energy

agricultural machinery,
decentralized energy,
automotive chemistry,
polymer materials, metal
packaging, solid waste
management



7 projects
services

logistics and car service
infrastructure, sports and
medical-wellness
complexes.



5 projects
construction

housing construction,
building materials



5 projects
agriculture

processing and storage of
fruit and vegetable
products, production of flour
and grain products, milk and
honey processing
enterprises

For more details, follow the link <https://dia.dp.gov.ua/>

Territories for the industrial development of the region

4 industrial parks with a total area of 112 hectares are special industrial territories with established engineering and transport infrastructure and simplified regulatory procedures and a package of investment incentives for production and research enterprises. Industrial parks are located in the industrial centers of the region – the cities of Dnipro, Kryvyi Rih, Zhovti Vody and Novopilska TG.

5 industrial territories with a total area of more than 750 hectares with the necessary engineering infrastructure are concentrated in the industrial cities of Zhovti Vody, Vilnohirsk, Novomoskovsk, Pavlograd and Nikopol. The industrial location facilitates the implementation of large-scale projects and the conclusion of strategic partnerships.



Industrial parks

- IP «Innovation Forpost»
- «Kryvbas»
- IP «Ecosteel»
- «Zhovti Vody»

For more details, follow the link <https://dia.dp.gov.ua/>



Territories for the industrial development

- Zhovti Vody
- Vilnohirsk
- Pavlohrad
- Novomoskovsk
- Nikopol

For more details, follow the link <https://dia.dp.gov.ua/>

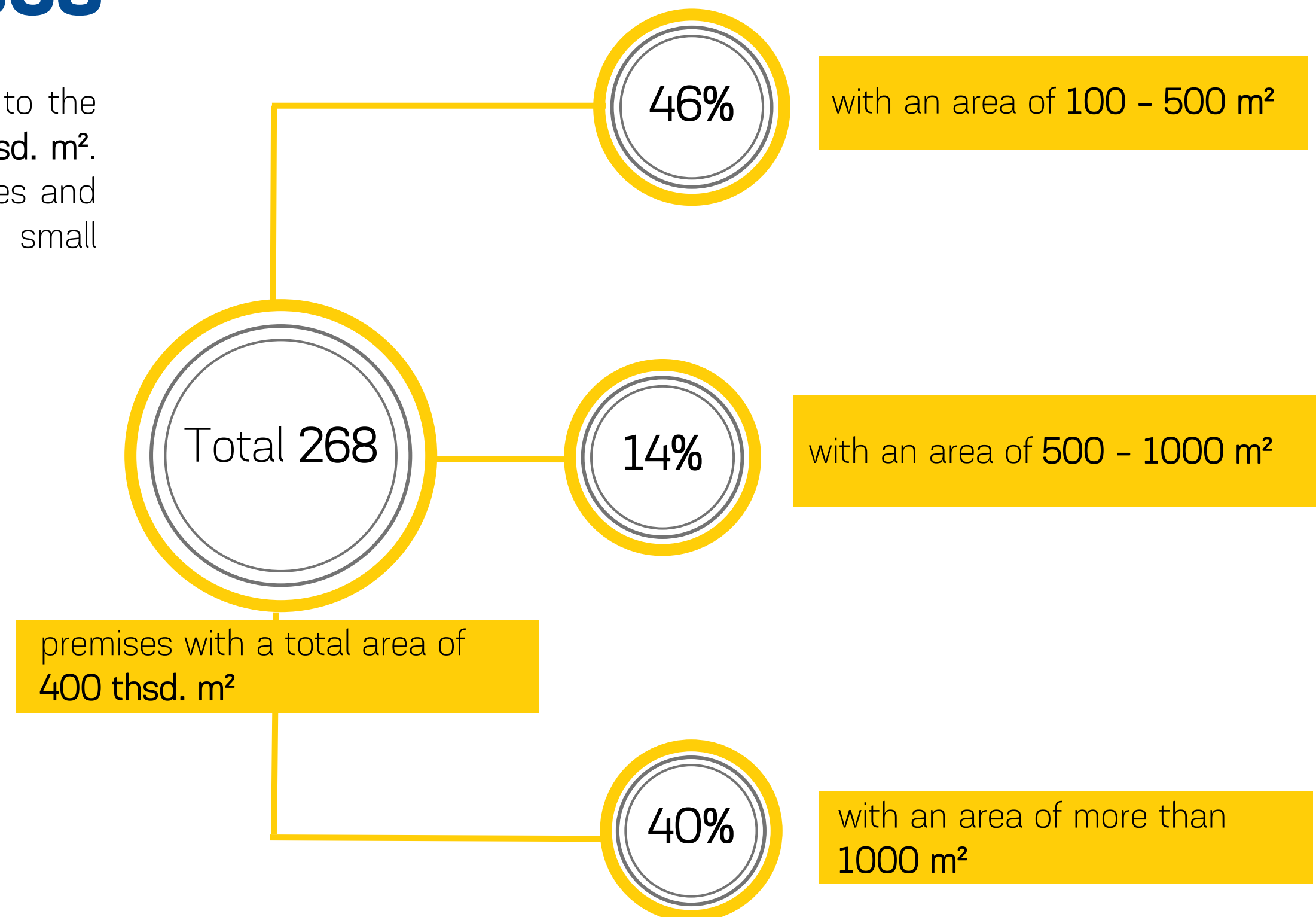


Property for relocated and new businesses

For businesses that plan to move their activities to the Dnipropetrovsk region, there are offered ≈ 400 thsd. m^2 . These are offers of free industrial space – premises and buildings, both for large enterprises and for small businesses.

268 vacant buildings and premises are available, in which enterprises will be able to resume their production:

- 23 – logistics infrastructure;
- 45 – industry;
- 8 – agro-industrial complex;
- 48 – urban development (medical institutions, schools, kindergartens, shops, etc.);
- 90 – office premises;
- 54 – others.



Detailed information is available upon request to the DIA



Preferences for investors

The main incentive mechanism in Ukraine is preferences, the introduction of which is regulated by Ukrainian legislation.

At the same time, it is possible to apply local preferences introduced by territorial communities in their priority sectors of the economy.

Preferences that are valid on the territory of Ukraine:

- Customs and tax incentives
- Local tax preferences
- Financial support of Industrial Parks

Tax stimulation

Exemption from VAT (20%) on condition:

- Enterprises – subjects of aircraft construction
- Participants in industrial parks for a period of 10 years according to the list of activities in the areas of processing industry (section 10, class 11.07 of section 11, sections 13–17, 19–33, except for the production of excisable goods) or research and development activities (section 72 of NACE 009:2010))
- Investors implementing investment projects with significant investments

Exemption from income tax (18%)

- Supply of the results of research and development work performed for the needs of the aircraft industry
- Import of goods used in the aircraft industry into the territory of Ukraine

Customs stimulation

Exemption from import duty:

- Foreign investors within the framework of the Law of Ukraine "On the Regime of Foreign Investment"
- Equipment operating on renewable energy sources, energy-saving equipment and materials, means of measuring, controlling and managing the consumption of fuel and energy resources, equipment and materials for the production of alternative fuels or for the production of energy from renewable energy sources *.
- Goods, including products, equipment, facilities, vehicles, etc., intended to fulfill the production sharing agreement

- Equipment, machinery, scientific, laboratory and research equipment and components, materials for the arrangement of industrial, scientific and technical parks*.
- Materials, units, assemblies and/or components used by domestic machine-building enterprises for the agro-industrial complex for the production of machinery and/or equipment for the agro-industrial complex*.

State financial support and local preferences

State financial support for industrial parks:

- Compensation of the interest rate on loans (credits) for the development and/or conduct of economic activities within industrial parks
- Provision of funds on a non-refundable basis for the development of industrial parks and/or construction of related infrastructure facilities (roads, communication lines, heat, gas, water and electricity supply, engineering communications, etc.)
- Compensation for the costs of connection and grid connection

Local preferences (by decision of local authorities):

- Preferences for payment of real estate tax
- Preferences for land tax payment
- Preferences for land rent payment

Online resources



DIA website

Comprehensive information about the region – investment projects and real estate, business features, current news and much more




DIAGRAM open indicators

Structure and current data on the region's foreign economic activity



Investment guide

Main indicators of economic activity in Dnipropetrovsk region, available preferences and benefits for investors, as well as current offers of the region



• Dnipro, 2 O. Paul Ave., office 538 • www.dia.dp.gov.ua

• +38 056 742 86 87 • info@dia.dp.ua