

DNIPROPETROVSK REGION

INVESTMENT GUIDE



2026

CONTENT

REGIONAL PROFILE

The section provides information on the geographic location of the region, main demographic and economic indicators, as well as transport and logistic infrastructure.

Geographical location	03
Labor market	06
Transport and logistic infrastructure	11
Trade agreements taxes and preferences	13

ECONOMY IN NUMBERS

The section provides detailed information on the region's economy main sectors, results of enterprises economic, investment and foreign economic activity, as well as trade agreements that operate in Ukraine, tax system and preferences.

Economy in numbers	18
Industry	22
Agro-industrial complex	25
Construction	28
Services sector	31
Trade	35

INVESTMENT PRIORITIES

The section provides both priority investment directions and areas for the investment projects implementation.

Strategic investment directions	38
Investment projects	45
Industrial parks and land plots	50
Buildings and premises	62
About DIA	65
Additional information	66

GEOGRAPHICAL LOCATION

The background of the page features a composite image. The upper portion shows a modern globe with Australia highlighted in yellow. The lower portion shows a historical, detailed map of the Pacific Ocean, specifically the area around the Hawaiian Islands and the Philippines, with various islands and sailing routes labeled. The globe is positioned diagonally, and the historical map is visible beneath it.

Dnipropetrovsk region has a favorable geographical position and is located at the crossroads of rail and river routes. These routes connect the east-west (European route E50) and the north-south (European route E105) of the European continent.

The region's strategic location makes it an important hub for transportation and trade, facilitating efficient connections across Europe.

The administrative center of the region is Dnipro, which is situated on the banks of the similarly-named river.



It is possible to get to the city of Dnipro and other big cities of the region by train and bus.

The high-speed trains of the Intercity and Regional Express categories run between Kyiv, Zaporizhzhia and Dnipro.

Check its schedule and book tickets on the official website of the Ukrainian Railway www.uz.gov.ua



Air and water transport operations are suspended for safety reasons.

There are many routes of international, national and regional importance, through Dnipropetrovsk region, which makes it easy to get to any part of Ukraine. The buses of international destinations run from Dnipro bus station. Check the schedule and book tickets on the official website of Dnipro bus station www.dopas.dp.ua

IT IS ALSO POSSIBLE TO USE THE CARSHARING SERVICES OF THE FOLLOWING COMPANIES:



www.narscars.com.ua

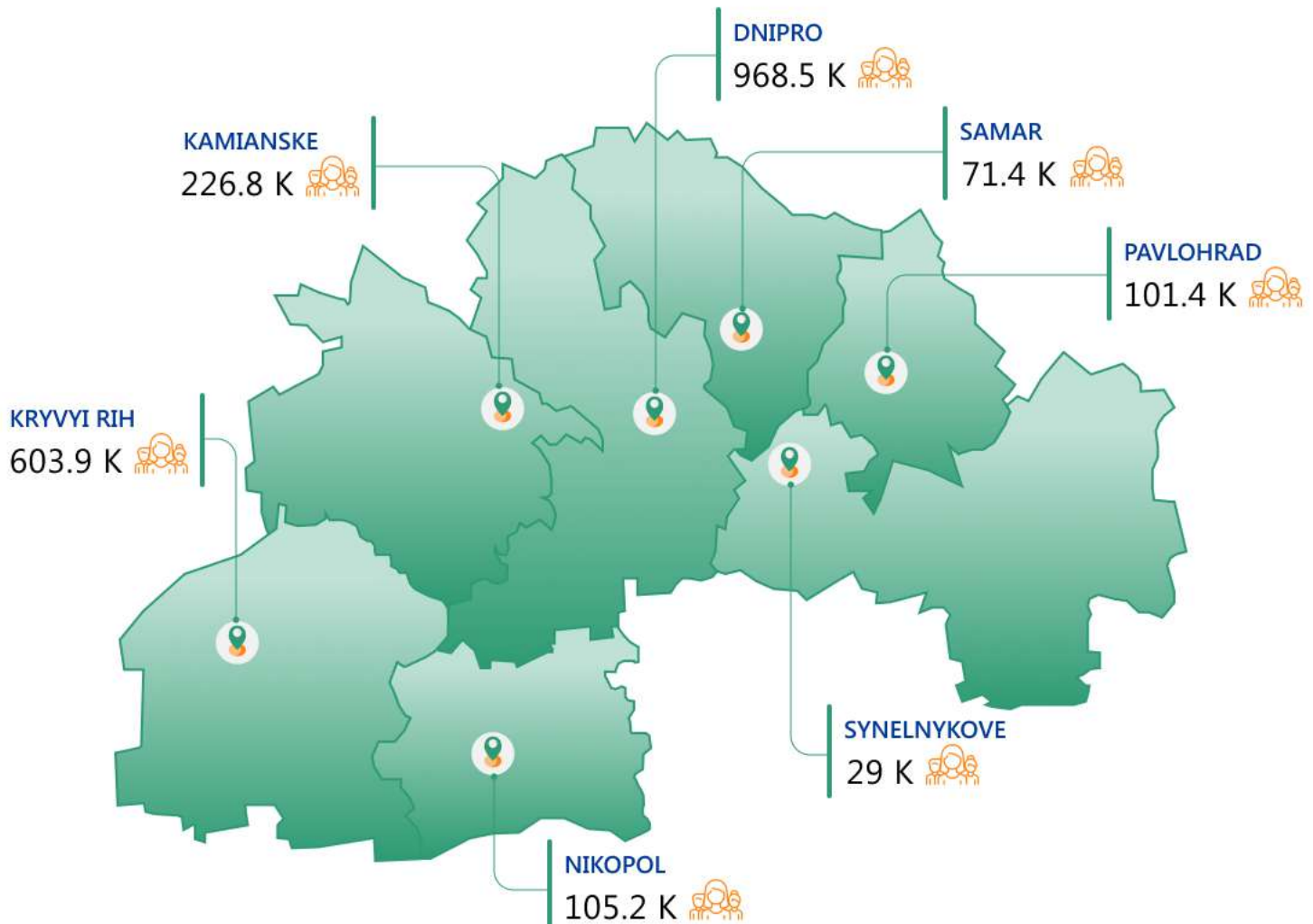


www.rental.ua



www.getmancar.com.ua

THE DISTRICTS OF THE DNIPROPETROVSK REGION WITH IT'S LARGEST CITIES



LABOR MARKET



Dnipropetrovsk region - is one of the main labor markets in Ukraine, where 1.3 mln people (8.9% out of the total number of Ukraine) of economically active population are concentrated.

The region is one of the best among the regions in terms of working-age population employment - 64.3%. The average salary was \$668,6 in 2025.

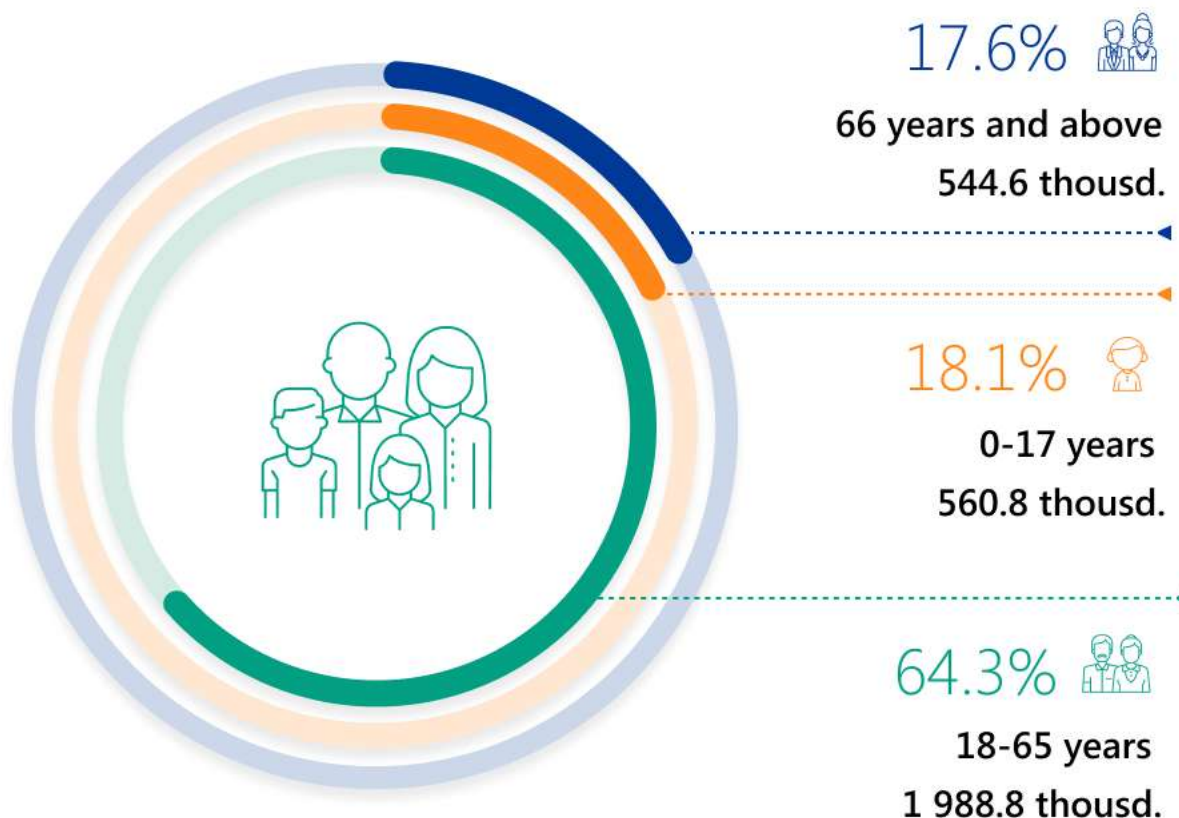
Since the beginning of the full-scale invasion launched by the Russian Federation against Ukraine in February 2022, Dnipropetrovsk region has become a huge center for the provision of assistance to IDPs, the relocation of enterprises and higher education and research institutions from the southeast of Ukraine.

As of 2025 year 451 000 internally displaced persons are registered in Dnipropetrovsk region, of which 52% are of working age. The largest number of IDPs are in the cities of Dnipro and Kryvyi Rih.


POPULATION:**3.1**

mln people







7.6% of country's population

GDP PER CAPITA:**\$7338.0****HUMAN DEVELOPMENT INDEX (HDI)****0.79****AGE STRUCTURE OF THE POPULATION**

THE AVERAGE SALARY IN THE REGION BY ECONOMY SECTORS

	SERVICES SECTOR				INDUSTRY		
	2022	2023	2024		2022	2023	2024
	\$632	\$656	\$782.6		\$528	\$570	\$562.9
	AGRICULTURAL SECTOR				CONSTRUCTION		
	2022	2023	2024		2022	2023	2024
	\$408	\$436	\$451		\$384	\$392	\$417
	TRADE						
	2022	2023	2024				
	\$392	\$423	\$543				

ENTERPRISES SOCIAL GUARANTEES

	MINIMUM SALARY/PENSION Per month: \$190.5 Per hour: \$1.1 Minimum pension: \$56
	LABOR HOURS Working week duration: 5 days Working-day duration: 8 hours Retirement: 60-65 years (depending on the length of employment)
	ANNUAL LEAVE Main paid leave: 30 calendar days Additional leave without payment: 24 calendar days
	SALARY TAX Unified social tax: 22% Natural persons tax: 18% Military levy: 5%
	MEDICAL LEAVE TERMS OF PAYMENT up to 3 years of work experience - up to 50% of fixed salary is paid; from 3 to 5 years - 60% of fixed salary; from 5 to 8 years - 70% of fixed salary; from 8 years - 100% of fixed salary.
	PAYMENT FOR BUSINESS TRIPS: the maximum amount of per diem for business trips within Ukraine is \$7.1-16.9; the maximum amount of per diem for business trips abroad is \$56-80

Training of the personnel is carried out in the region in many educational areas, including through a dual education system to provide future employees with practical work experience at the enterprise.

Every year, higher education institutions of the region train more than 39 600 specialists of various levels of qualification and training.

The educational process in higher education institutions is carried out by 5189 research and teaching staff and 899 pedagogical staff, including 957 doctors of sciences; 772 professors; 3091 candidates of sciences; 2397 associate professors. The total number of employees of higher education institutions amount to 12588. Currently, 4 institutions of higher education and 6 institutions of pre-higher education, where a total of 300 lecturers from Donetsk and Luhansk regions work, will also provide educational services in Dnipropetrovsk region.

4 INSTITUTIONS OF HIGHER EDUCATION OF
DNIPROPETROVSK REGION ARE INCLUDED IN THE
"TOP-10 OF THE CENTRAL REGION OF UKRAINE"



- OLES HONCHAR DNIPRO NATIONAL UNIVERSITY
- DNIPRO STATE MEDICAL ACADEMY
- NATIONAL TECHNICAL UNIVERSITY «DNIPRO POLYTECHNIC»
- UKRAINIAN STATE UNIVERSITY OF SCIENCE AND TECHNOLOGY

DNIPROPETROVSK REGION IS ONE OF THE LEADING
ACADEMIC CENTERS OF UKRAINE
IN THE REGION THERE ARE:

26

Institutions of higher education (universities) where 67.1 thsd. students enrolled

In 2024, more than 21 500 specialists were graduated.

31

Institutions of professional pre-higher education (colleges), where 42.1 thsd. students enrolled

In 2024, more than 8 500 specialists were graduated.

57

Professional and technical educational institutions, where more than 19.5 thsd. students enrolled

In 2024, more than 9 600 skilled workers were graduated.

TOP 5 INSTITUTIONS OF THE REGION ACCORDING TO SCOPUS INDICATORS FOR 2024



Dnipro State Medical University



Oles Honchar Dnipro National University



Ukrainian State University of Science and Technology



































National Technical University «Dnipro Polytechnic»



Kryvyi Rih State Pedagogical University

In 2024, educational institutions in the regional prepared:

21486 INSTITUTIONS OF HIGHER EDUCATION
8513 PROFESSIONAL COLLEGES

	EDUCATION		2473 696
	HUMAN SCIENCES AND ART		2376 153
	SOCIAL SCIENCES, BUSINESS AND LAW, MANAGEMENT AND ADMINISTRATION		6202 1448
	NATURAL SCIENCES		390 52
	PRODUCTION AND TECHNOLOGIES		737 881
	AUTOMATIZATION AND INSTRUMENTATION		269 118
	FARMING, PROVISIONS AND VETERINARY		469 723
	ELECTRICAL ENGINEERING		732 554
	CONSTRUCTION AND ARCHITECTURE		851 358
	TRANSPORT		845 849
	HEALTH PROTECTION		825 1080
	IT		2093 759
	MECHANICAL ENGINEERING		1436 725
	SERVICE SECTOR		480 226
	CHEMISTRY AND BIOENGINEERING		255 118
	OTHER SPECIALTIES		799 27

Educational institutions are open to cooperation with employers to train personnel in the relevant fields.

TRANSPORT AND LOGISTIC INFRASTRUCTURE



In the realities of a full-scale war, air and water transportation was temporarily suspended, so the railway and road transport today remain the main logistics links in the region.

The railway connects the industrial centers of the region and helps businesses to carry out export and import operations with neighboring states.

Passenger, humanitarian and military aid transportation are working stably, and international evacuation routes run daily for those wishing to travel out the country.

ROAD TRANSPORT CONNECTION



The territory of Dnipropetrovsk region is crossed by two European routes connecting the region with seaports, the capital and industrial centers. The largest transport hub here the region is the city of Dnipro. The network of highways connects it with all cities and urban-type settlements of the region and other regions of Ukraine.

The existing European roads allow the enterprises of the region to continue their foreign economic activity.

Active restoration of infrastructure damaged as a result of hostilities continues, as well as the construction of new highways.

RAILWAY TRANSPORTATION SERVICE



The railway transportation is the main mode of Dnipropetrovsk region transport. By saturation with railways, the region is the leader in the state, the network of railway tracks is 1 023.7 km.

The operator of the railway transportation service in Dnipropetrovsk region is the regional branch «Prydniprovskaya Railway» owned by the PJSC «Ukrainian Railways».

AIR AND RIVER TRANSPORT



In the realities of a full-scale war, air and waterway communication on the Dnipro River in Ukraine is temporarily-has been suspended. Railroad and road transport are the main transport logistics arteries in the region.

HIGHWAY TRANSPORTATION PORTS



There are 6 highway transportation ports in the territory of the region, which provide customs clearance, storage and transshipment of goods.

RAILWAY JUNCTIONS



Dnipro branch of «Center of Transport Service «Liski» of the Ukrainian Railways PJSC includes a network of rail freight terminals that offer:

- customs complex with the representatives of state customs control, environmental and phytosanitary control;
- arrival place of highway transport with cargo under customs control;
- covered warehouse hangar type;
- platforms for the processing of heavy goods which is equipped with gantry cranes (with the possibility of connecting an electromagnetic washer to unload metal from gondola cars);
- platforms for processing 3-tons, 5-tons, 20-tons, 40-feet containers.

All cargo facilities have the ability to simultaneously service rail and road vehicles. To meet the needs of customers the department has production sites in some big cities of Dnipropetrovsk region.

TRADE AGREEMENTS TAXES AND PREFERENCES





TRADE AGREEMENTS

THE GOVERNMENT OF UKRAINE IS WORKING TO ACHIEVE ECONOMIC STABILITY AND RESTORE GROWTH.

THE ENTERPRISES AND COMPANIES LOCATED IN DNIPROPETROVSK REGION TAKE ALL THE BENEFITS THAT PROVIDED:



Harmonized legislation and an expanded field of cooperation with the EU thanks to the associated membership of Ukraine in the European Union;



Investment protection in the framework of the Declaration on International Investment and transnational corporations and Ukraine's membership in the OECD;



World trade standards and dispute settlement mechanisms due to Ukraine's membership in the World Trade Organization;



Compliance with the same rules of goods origin and products exports on a preferential basis using a diagonal cumulation system thanks to Ukraine's participation in the Pan-Euro-Mediterranean regional convention;



Simplified information exchange on products and services within the framework of Ukraine's participation in the EU program COSME;



Participation in the international events, thanks to the visa-free and simplified regime on the part of Ukraine for 64 leading world countries (EU, USA, Canada, Japan, Brazil, Turkey, Georgia, Kazakhstan, Korea, Switzerland, UAE, Qatar, Hong Kong, Great Britain, etc.);



Access to resources for the energy saving projects implementation in the in the International Renewable Energy Agency (IRENA);



Move goods from the EU to Ukraine (and vice versa) without additional within the framework of the Convention on Joint Transit.



Elimination of customs duties and taxes, as well as quantitative restrictions in the mutual trade within the framework GUAM, Canada, of 19 agreements on the free trade zone of Ukraine with 48 world countries, including the EU, EFTA, etc.

TAXES

company income tax:	18%
value-added tax (vat):	20%
unified social tax:	22% OF THE WAGE FUND
personal income tax:	18% OF THE SALARY EMPLOYED PERSON
real estate tax:	UP TO 1,5% OF THE MINIMUM WAGE PER M ²
land tax:	FROM 1 TO 12% OF THE LAND NORMATIVE MONETARY ESTIMATE
military tax:	5% OF SALARY



PREFERENCES

One of the main foundations of the successful development of the state is an effective system of preferences.

For potential investors engaged in certain economic activities the state provides a number of benefits in the form of tax and customs incentives, financial support, etc.



EXEMPTION FROM VAT (20%) PROVIDED IN CASE OF:

- Participants of industrial parks – for new (not older than 3 years) equipment and components imported exclusively for use within the park in the fields of processing industry, waste management, material recovery, or research and development, provided that they are used for their intended purpose for at least 5 years, and there are no similar products produced in Ukraine.
- Import of goods and materials for renewable energy and energy efficiency (including components and raw materials for their production) – provided that such goods are used for own production and there are no domestic equivalents.



EXEMPTION FROM INCOME TAX (18%):

- Participants of industrial parks for a period of 10 years in the processing or research activities.
- Investors implementing projects with significant investments (in the amount of 20+ million €, 80+ new workplaces, up to 5 years project implementation period).



STATE FINANCIAL SUPPORT FOR INDUSTRIAL PARKS:

- Compensation of interest payments on credits (loans) for the development and/or implementation of economic activities within industrial parks;
- Provision of funds on a non-repayable basis for the development of industrial parks and/or the construction of related infrastructure facilities (roads, communication lines, heat, gas, water and electricity supply facilities, engineering communications, etc.);
- Compensation of the costs of connection and accession to engineering and transport networks.

EXEMPTION FROM IMPORT DUTY TAXATION:



Goods imported by foreign investors within the framework of the Law of Ukraine "On the regime of foreign investment" for the purpose of investing on the basis of agreements (contracts) or as a contribution of a foreign investor to the authorized capital of an enterprise with foreign investments. Foreign investors are: legal entities established in accordance with foreign legislation, individuals - foreigners, foreign states, international governmental and non-governmental organizations; other foreign subjects of investment activity, determined by the legislation of Ukraine.

Goods, including products, equipment, vehicles, etc., intended for the implementation of a production sharing agreement (an agreement on the distribution of natural resources), as well as products mined in the exclusive (marine) economic zone of Ukraine.

Equipment, scientific, laboratory and research equipment and components for them, materials that are not excisable goods for the arrangement of industrial, scientific and technical parks.*

Equipment operating on renewable energy sources, energy-saving equipment and materials, means of measuring, controlling and managing the costs of fuel and energy resources, equipment and materials for the production of alternative fuels or for the production of energy from renewable energy sources.*

Import to the customs territory of Ukraine of materials, units, assemblies and/or components by domestic machine-building enterprises for the agro-industrial complex in order to produce machinery and/or equipment for the agro-industrial complex.*

*In the case when similar equipment or materials are not manufactured in Ukraine.

LOCAL BENEFITS (BY DECISION OF LOCAL GOVERNMENT):



- Preferences regarding the real estate tax payment.
- Preferences regarding the land tax payment.
- Preferences regarding the leasehold ground rent.



ECONOMY IN NUMBERS



Dnipropetrovsk region is an economically developed and investment-attractive region of Ukraine, providing more than 11% of the country's economy. The region is characterized by a powerful industrial and scientific potential, developed agro-industrial complex, logistics and energy infrastructure



CAPITAL INVESTMENTS VOLUME

\$1.7 BLN

12.9% out of the volume of Ukraine



VOLUME OF SOLD INDUSTRIAL PRODUCTS

\$14.99 BLN

16.7% out of the volume of Ukraine



VOLUME OF GOODS EXPORT

\$6.1 BLN

14.3% out of the volume of Ukraine



FOREIGN DIRECT INVESTMENT VOLUME

\$5.6 BLN

14.4% out of the volume of Ukraine

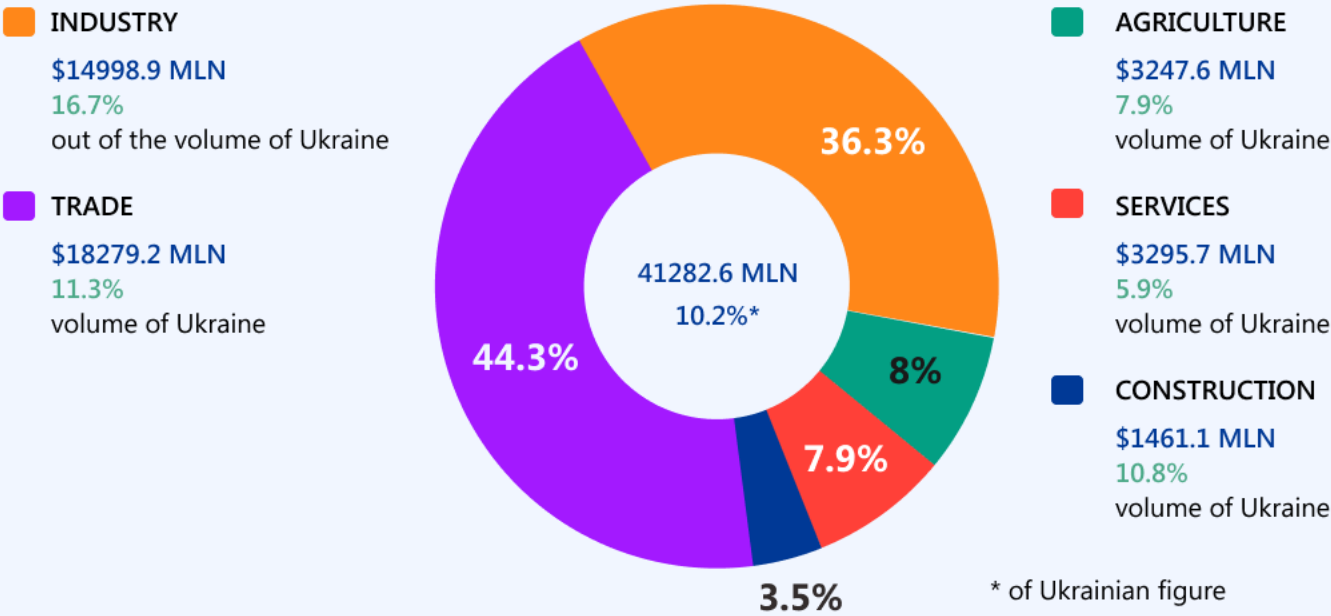


VOLUME OF SOLD SERVICES

\$3.3 BLN

5.9% out of the volume of Ukraine

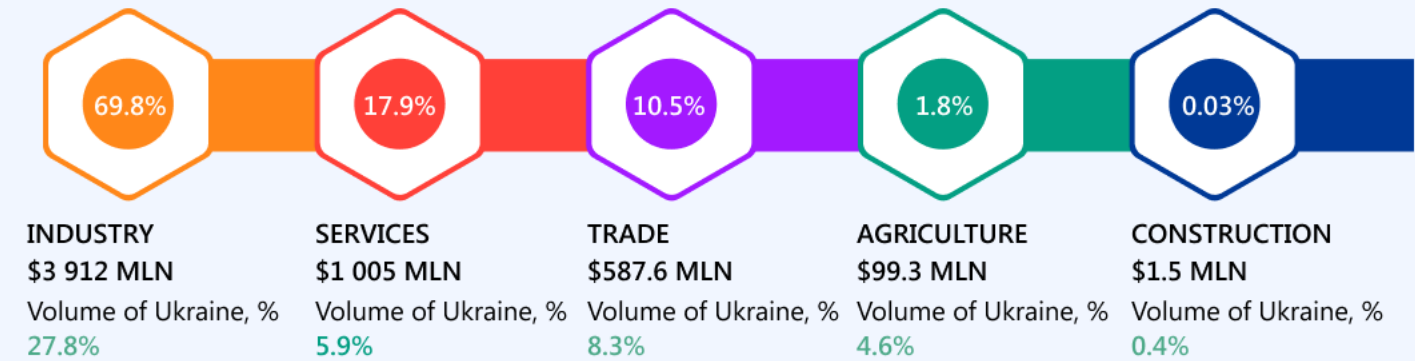
VOLUME OF SOLD PRODUCTS BY ECONOMY SECTORS IN 2024



The largest investor countries in Dnipropetrovsk region in 2024:

Cyprus - \$2993.4 mln. 30.1% of investments in Ukraine,
Netherlands - \$1545.1 mln. 19.4% of investments in Ukraine,
Germany - \$264.4 mln. 18.9% of investments in Ukraine

FOREIGN DIRECT INVESTMENTS VOLUME IN 2024



SECTORAL EXPORT STRUCTURE IN 2024

INDUSTRY

\$4889.0 MLN

79.7%

%, out of the total region's volume

29.2%

%, out of the volume of Ukraine

AGRICULTURE

\$1057.1 MLN

17.2%

%, out of the total region's volume

4.3%

%, out of the volume of Ukraine



SERVICES

\$157.6 MLN

2.6%

%, out of the total region's volume

1.9%

%, out of the volume of Ukraine

CONSTRUCTION

\$33.0 MLN

0.5%

%, out of the total region's volume

10.1%

%, out of the volume of Ukraine

SECTORAL IMPORT STRUCTURE IN 2024

INDUSTRY

\$4508.0 MLN

79.8%

%, out of the total region's volume

7.2%

%, out of the volume of Ukraine

AGRICULTURE

\$871.9 MLN

15.4%

%, out of the total region's volume

11.4%

%, out of the volume of Ukraine



SERVICES

\$203.8 MLN

3.6%

%, out of the total region's volume

3.8%

%, out of the volume of Ukraine

CONSTRUCTION

\$66.3 MLN

1.2%

%, out of the total region's volume

9.0%

%, out of the volume of Ukraine

THE MAIN TRADE PARTNER COUNTRIES

POLAND

CHINA

TURKEY

ITALY

SLOVAKIA

FRANCE

GERMANY

CZECH REPUBLIC

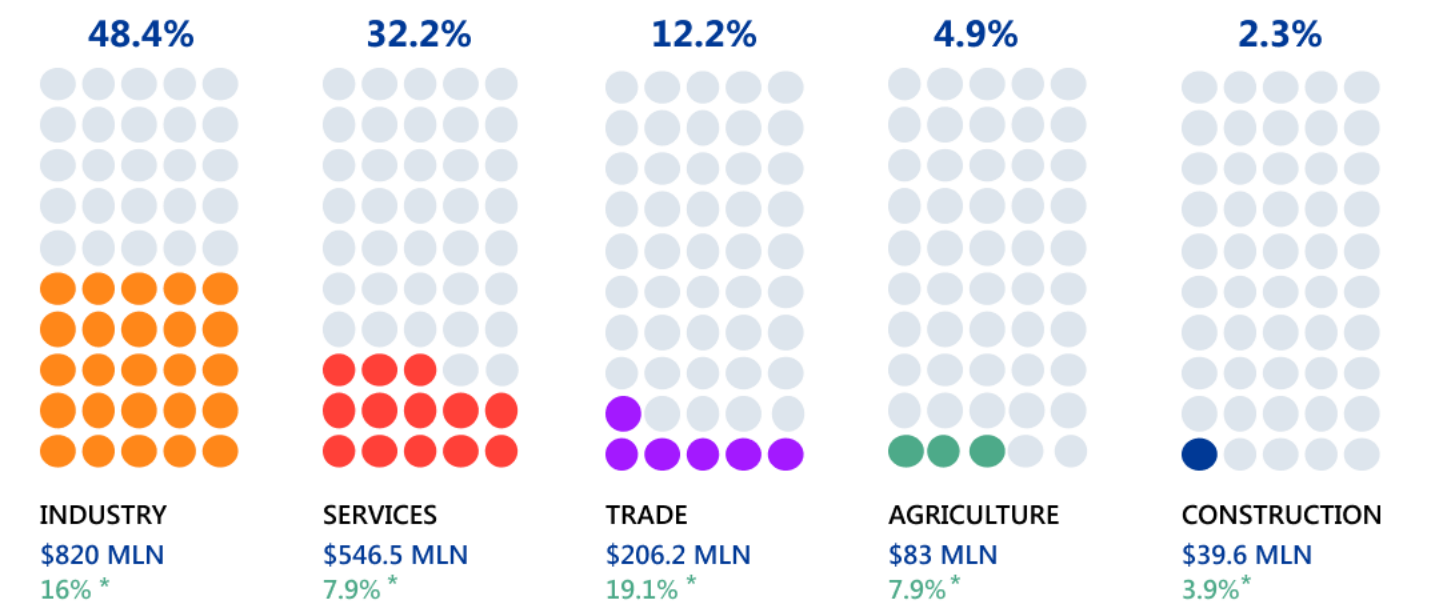
INDIA

SPAIN

- Industry - metallurgy, mineral resources, electricity-producing industry, chemistry, rubber and polymeric products, engineering, light industry;
- Agricultural sector - growing, storage and processing of crop and animal farming products, food industry, production of agricultural machinery and equipment;
- Construction - construction materials and works;
- Services sector - scientific and innovative activity, financial and insurance services, logistics services, trade and IT.

The enterprises' investments for their modernization, new production lines, equipment and specialized machinery purchase, solar power plants construction, which were attracted in 2024 (data sourced from the Regional statistics department).

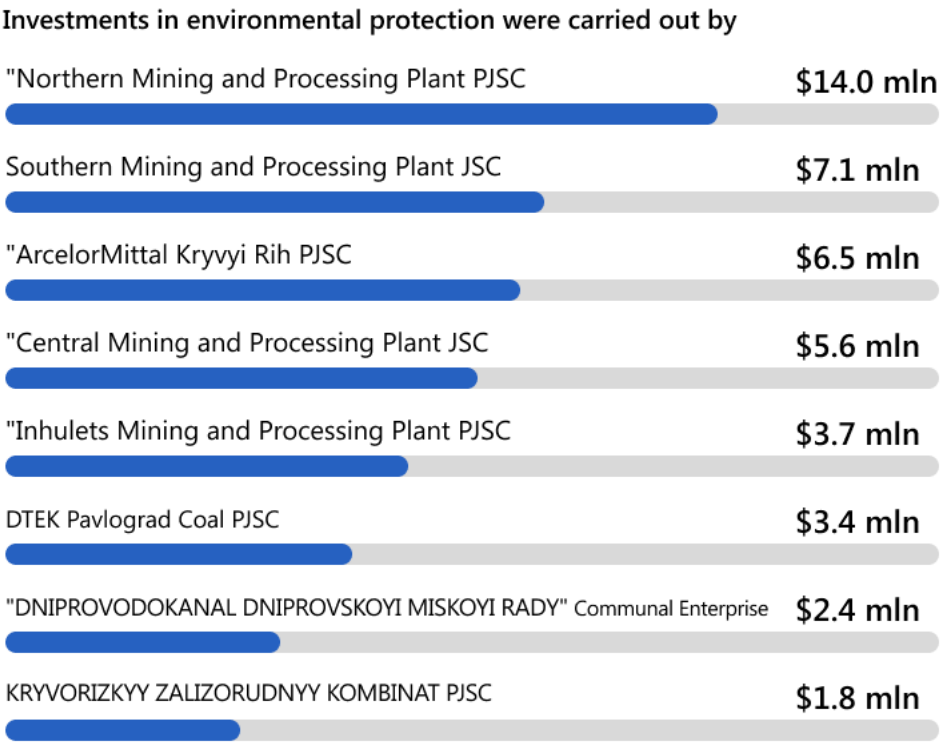
CAPITAL INVESTMENTS BY ECONOMY SECTORS IN 2024



*out of the volume of Ukraine

INVESTMENT IN ECOLOGY

Despite the constant increase in the volume of industrial production, the region's enterprises make a significant contribution. The total volume of investments in the ecology protection and improvement of atmospheric air quality, protection and rational use of water resources, optimization of waste management, protection and rational use of land, improving energy efficiency and energy saving in production, transition to alternative energy sources (wind, solar, biomass), development of environmental monitoring systems at enterprises and in cities, in 2024 - \$45.8 mln.













INDUSTRY



Industry showed growth in 2024, primarily due to key sectors. The highest figures were in the chemical industry (82%), light industry 58.5%), engineering (16%), mining (14%) and metallurgy (13.5%).

The 1.4% decline in the energy sector was primarily caused by targeted attacks by the russian federation on power generation facilities.






The leaders in terms of sales volume were metallurgy (\$5.5 billion), mining (\$3.3 billion) and energy (\$1.3 billion).

		The volume of sold industrial products in 2024 \$, mln	% the out of Ukrainian figure
TOTAL		14998.9	16.7
	METALLURGY	5543.3	44.6
	MINERAL RESOURCES	3338.0	25.4
	ENERGETICS	1311.4	2.8
	CHEMISTRY	1021.3	34.0
	ENGINEERING	945.8	7.3
	RUBBER AND POLYMERIC PRODUCTS	544.2	21.8
	WATER SUPPLY, SEWERAGE, WASTE MANAGEMENT	423.7	26.4
	FURNITURE PRODUCTION, REPAIR AND INSTALLATION OF MACHINERY AND EQUIPMENT	339.8	11.5
	PAPER AND CARDBOARD	196.6	4.9
	LIGHT INDUSTRY	158.5	8.0
	OTHER	1177.3	7.8

The industrial sector is a key component in shaping the export potential not only of the region but also of Ukraine as a whole. Among the exporting companies are the country's industry leaders in metallurgy, mining, titanium and polymer production, chemical elements and products, and light industry products. The restoration of maritime trade and port infrastructure played a key role in increasing industrial exports, which amounted to 29% compared to last year. As a result, iron ore exports increased, significantly, rising by 64%.

TOP EXPORT POSITIONS 2024






\$ MLN

TOTAL		4889.0
	IRON ORES AND CONCENTRATES	2060.9
	SEMI-FINISHED PRODUCTS, RODS, BARS AND CARBON STEEL WIRE	1113.7
	PIPES, TUBES AND HOLLOW PROFILES, SEAMLESS MADE OF FERROUS METALS	587.6
	REFINING AND MIRROR CAST IRON	291.8
	CHEMICAL RADIOACTIVE ELEMENTS AND ISOTOPES	78.3



TOP 5 IMPORT POSITIONS 2024

\$ MLN

TOTAL		4508.0
	MEDICINES	407.1
	COAL, ANTHRACITE	280.8
	CRUDE OIL OR CRUDE OIL PRODUCTS	264.8
	TELEPHONES	211.5
	FLAT-ROLLED PRODUCTS OF CARBON STEEL	152.2



AGRO-INDUSTRIAL COMPLEX










The region's agro-industrial complex sector ranks second in terms of growth, with an indicator of 5.2% and \$3.25 bln of output. The most positive dynamics were demonstrated by the production of oil and animal fats – 10% and food production – 9.7%.

The region has one of the largest shares of agricultural land in the country, over 2 mln hectares and 6.4% of the country's agricultural output.

Most of the sector's enterprises are mixed farms that effectively combine crop production (mainly grains, oilseeds, and organic crops), livestock (meat production), and processing. The leaders in terms of sales are crop production – \$976.6 mln, oil and animal fat production – \$990 mln, meat production and meat products – \$738 mln. The sector is characterized by the active introduction of the latest precision farming technologies, the development of intensive horticulture and berry growing, investments in the processing of domestic raw materials and focus on the large Ukrainian market.








THE VOLUME OF SOLD AGRICULTURAL PRODUCTS IN 2024

		\$ MLN	% of Ukrainian figure
	TOTAL	3247.6	6.4
	PRODUCTION OF OIL AND ANIMAL FATS	990.9	11.5
	CROP FARMING (grain crops (except rice), leguminous crops and oilseeds, vegetables, melons and gourds, root vegetables, tuber-bearing plants)	976.6	5.6
	PRODUCTION OF MEAT AND MEAT PRODUCTS	738.0	13.7
	PRODUCTION OF OTHER FOOD PRODUCTS	312.4	9.8
	PRODUCTION OF BEVERAGES	103.4	3.5
	ANIMAL FARMING (cattle, pigs, domestic fowl)	97.4	3.7
	SUPPORT ACTIVITIES IN CROP PRODUCTION	12.9	2.9
	OTHER	16.1	

The agro-industrial sector, with exports amounting to \$1.057 bln in 2024, was the first among other sectors of the region's economy to exceed pre-war levels. The maritime export corridor created by Ukraine in cooperation with international partners enabled agricultural and processing enterprises to resume steady export flows from Ukrainian ports, which ensured a 28.3% increase in agricultural exports compared to the previous year. The largest share of agricultural exports is traditionally held by vegetable oil, grains and legumes. Among food products the leading positions are held by meat products, chocolate, oilcake and bakery products.

TOP EXPORT POSITIONS 2024		\$MLN
TOTAL		1057.1
	SUNFLOWER OIL	598.6
	CEREALS AND LEGUMES	147.7
	MEAT AND EDIBLE OFFAL OF POULTRY	87.2
	OIL CAKE	85.1
	CHOCOLATE AND OTHER PREPARED FOOD PRODUCTS CONTAINING COCOA	25.6

TOP IMPORT POSITIONS 2024		\$ MLN
TOTAL		871.9
	FROZEN AND CANNED FISH	134.4
	ETHYL ALCOHOL	71.3
	ALL TYPES OF CHEESE AND SOUR MILK CHEESE	66.7
	GRAPE WINES	32.7
	CITRUS FRUITS, FRESH OR DRIED	26.4



CONSTRUCTION







The construction sector is showing growth of 2.8%, primarily due to investments, innovations and the expansion of export opportunities. In addition, the region's share in the country's construction sector has increased to 10.8%. The sector was driven by the building of structures, which grew by 28.9%, and the construction of residential and non-residential buildings, which grew by 3.8%.

The leaders of the construction sector in terms of sales volume are the construction of facilities (roads, railways, communications) - \$572.6 mln and the production of non-metallic mineral products (cement, concrete, and products thereof) - \$422.8 mln.

The reconstruction of the state will require the use of new technologies and innovative building materials in order to restore destroyed objects and create new high-quality living space.

THE VOLUME OF CONSTRUCTION PRODUCTS
AND COMPLETED WORKS IN 2024

	\$ MLN	% of Ukrainian figure
TOTAL	1461.1	10.8
 CONSTRUCTION OF FACILITIES (construction of roads, railways, communications and other facilities)	572.6	21.3
 PRODUCTION OF NON-METALLIC MINERAL PRODUCTS (cement, concrete and products thereof)	422.8	11.5
 CONSTRUCTION OF RESIDENTIAL AND NON-RESIDENTIAL BUILDINGS	366.9	8.7
 OTHER CONSTRUCTION WORKS	148.1	



The construction sector's focus on the domestic market, which requires significant renovation work, led to a 22% drop in exports. However, the region's construction sector has significant export opportunities and potential for further growth in international markets. The leader in exports is the production of building materials, in particular building products made of plastics and composite materials. One such company is Ukrkompozit+, whose sanitary ware is widely represented on the market under the MIRAGGIO brand. The region accounts for 20% of Ukraine's wall covering exports thanks to the activities of leading wallpaper factories — ARTGRAND, VINIL and Kontinent. Ukrainian construction companies have experience in implementing projects abroad, including the construction of industrial, residential, and infrastructure facilities.

TOP EXPORT 2024

TOTAL		33.0
	WALLPAPER AND SIMILAR WALL COVERINGS	4.5
	PAINTS AND VARNISHES	1.8
	PRODUCTS MADE OF ASPHALT OR SIMILAR MATERIALS	1.6
	PREFABRICATED BUILDING STRUCTURES	1.4
	CARPENTRY AND JOINERY CONSTRUCTION PARTS	1.2



TOP IMPORT

\$ MLN

TOTAL		66.3
	PRODUCTS MADE OF STONE OR OTHER MINERAL SUBSTANCES	13.7
	REFRACTORY CERAMIC PRODUCTS (E.G., NOZZLES, PIPES, TUBES, RODS, BARS)	8.0
	TILES AND SLABS FOR PAVING AND FLOORING	4.2
	FIBREBOARD OF WOOD OR OTHER LIGNEOUS MATERIALS	1.3
	PLYWOOD, VENEERED PANELS	1.9












SERVICES

The background of the page is a blurred photograph of a computer office. It shows several people's hands typing on keyboards at desks. The focus is on the hands and keyboards, with the people's faces and the rest of the office environment being out of focus. The lighting is soft and the colors are muted, giving it a professional and modern feel.

The services sector showed a slight decline of 0.6% in 2024, primarily due to a decrease in the volume of services provided in the areas of temporary accommodation, catering, administrative and support services. However, the total services output of \$3.3 bln, exceeds the pre-war level.






The fastest growth rates in the sector were demonstrated by IT (12.5%), professional, scientific, and technical activities (6.8%), and transport (4.7%).

The region's service sector is represented by world-renowned IT companies, banking institutions, R&D offices, transport companies, and the country's best healthcare and higher education institutions, which account for 5.9% of the state sector.

VOLUME OF SERVICES OUTPUT IN 2024		MLN \$	% of Ukraine
TOTAL		3295.7	5.9
	TRANSPORT, WAREHOUSING, POSTAL AND COURIER ACTIVITIES	1039.9	6.4
	HEALTH CARE AND SOCIAL ASSISTANCE	457.1	8.9
	REAL ESTATE TRANSACTIONS	432.0	10.8
	ACTIVITIES IN THE FIELD OF ADMINISTRATIVE AND SUPPORT SERVICES	420.8	12.8
	PROFESSIONAL, SCIENTIFIC AND TECHNICAL ACTIVITIES	312.9	3.5
	IT	254.4	2.7
	FINANCIAL AND INSURANCE ACTIVITIES	157.8	2.9
	TEMPORARY ACCOMMODATION AND CATERING	174.7	12.3
	OTHER SERVICES	46.1	






The region is one of the leading centers of the IT industry and has a developed infrastructure, numerous educational opportunities, an active community of professionals and support from various organizations and clusters. The combination of these factors allows the IT industry to account for 49% of service sector exports. The region is an important business center of Ukraine where domestic institutions and representative offices of leading global companies are located providing a wide range of business services from consulting and auditing to marketing and legal services.

TOP 5 SERVICE POSITIONS (EXPORT)

TOTAL		\$157.6 MLN
	IT SERVICES	7.7
	BUSINESS SERVICES	29.5
	TRANSPORTATION SERVICES	21.7
	SERVICES RELATED TO FINANCIAL ACTIVITIES	8.2
	TRAVEL-RELATED SERVICES	5.2



TOP 5 SERVICE POSITIONS (IMPORT)

TOTAL		\$203.8 MLN
	FRANCHISING AND BRANDING SERVICES	38.0
	RAILWAY FREIGHT FORWARDING SERVICES	22.9
	TRUCKING SERVICES	15.0
	SEA FREIGHT TRANSPORTATION SERVICES	12.3
	SERVICES RELATED TO MEALS DURING A BUSINESS TRIP	7.9



IT Dnipro Community is an open public organization that unites 227 IT companies in Dnipro, which together represent over 18,000 IT professionals. The community actively works to develop the region's business environment, support high-quality IT education and strengthen the influence of the IT industry both locally and nationally.

In 2024, \$4 million of foreign direct investment was attracted in the IT industry. A total of \$60.06 million of taxes and fees were paid.

The IT Dnipro Community includes such companies as SoftServe, Luxoft, Sitecore Ukraine, Yalantis, ISD, AMC Bridge, Dinarys, Ciklum, and others. The community also cooperates with educational institutions, government agencies and international partners.

Over the years of its activity, the community has implemented more than 50 business projects and 50 educational programs. In particular, it should be noted:

- IT Dnipro Research is an analytical research of the IT market in the region;
- E-Formula Dniprotech 3.0 is an educational interdisciplinary accelerator for training;
- Initiative IT Dnipro Clubs is a creation of specialized clubs for exchange of experience;
- Central Ukraine EDIH is a large-scale digital transformation program for Central Ukraine;
- ITBridge is an initiative for cooperation between Ukrainian and European IT clusters.

MOST OF THE INVESTMENTS ARE IN SUCH AREAS OF THE SERVICES

SERVICES	% out of the total region's volume
E-COMMERCE	14.6%
MEDICINE & HEALTHCARE	9%
BANKING & FINANCE	8.1%
RETAIL & WHOLESALE	7.8%
ENTERTAINMENT	7.3%
EDUCATION & LEARNING	6.7%
MEDIA & ADVERTISING	6.4%
TRANSPORTATION & LOGISTICS	4.8%
INSURANCE	4.8%
TRAVEL	4.8%
AUTOMOTIVE	4.5%
TELECOMMUNICATION	4.5%
CONSTRUCTION	4.2%
SECURITY	3.9%
SPORTS & LEISURE	3.6%
MANUFACTURING	3.6%
OTHER	1.4%

IT-SPECIALISTS INCOME DISTRIBUTION BY IOB POSITIONS

IOB POSITIONS	the average salary	
MANAGERS TOP LEVEL	\$5 500	14.6%
PROJECT MANAGERS	\$4 500	9%
SOFTWARE DEVELOPERS	\$3 100	8.1%
QUALITY ASSURANCE SPECIALISTS	\$3 600	7.8%
OTHER TECHNICAL STAFF	\$3 500	7.3%
OTHER NON-TECHNICAL STAFF	\$1 700	6.7%

IT-SPECIALISTS INCOME DISTRIBUTION BY SKILL LEVEL

SKILL LEVEL	the average salary	
TRAINEE	\$500	3%
JUNIOR	\$900	24%
MIDDLE	\$2 000	45.1%
SENIOR	\$3 000	27.9%

\$1 650

IT SPECIALISTS AVERAGE SALARY IN DNIPROPETROVSK REGION (2024)












TRADE



The trade sector accounts for 44.3% of the economy of the Dnipropetrovsk region. The region is a leader, providing 11.3% of Ukrainian figure.

A developed trade infrastructure and a favorable location make the region a key hub for domestic and foreign commercial activity. There are over 8,000 enterprises operating in the region, including large chains with local roots (ATB, EVA, Varus) and numerous representatives of the retail business.

VOLUME OF TRADE SERVICES IN 2024

TOTAL		\$ 18279,7	% out of the total region's volume
	RETAIL TRADE IN NON-SPECIALIZED STORES	6534.9	35.7
	WHOLESALE TRADE IN HOUSEHOLD GOODS	2599.1	14.2
	NON-SPECIALIZED WHOLESALE TRADE	2054.4	11.2
	WHOLESALE TRADE IN SOLID, LIQUID, AND GASEOUS FUELS.	1227,5	6,7
	WHOLESALE TRADE IN FOOD, BEVERAGES AND TOBACCO PRODUCTS	968.4	5.3
	WHOLESALE TRADE IN METALS AND METAL ORES	855.8	4.7
	WHOLESALE IN MOTOR VEHICLES AND PARTS THEREOF	553.2	3.0
	WHOLESALE TRADE IN MACHINERY AND EQUIPMENT	483.8	2.6
	WHOLESALE TRADE IN AGRICULTURAL RAW MATERIALS AND LIVE ANIMALS	299.3	1.6
	RETAIL TRADE IN PHARMACEUTICAL PRODUCTS IN SPECIALIZED STORES	264.1	1.4
	WHOLESALE TRADE IN TIMBER, CONSTRUCTION MATERIALS	285.7	1.6
	OTHER	2153.5	11.8










The logo for Ashan features a stylized white bird icon to the left of the word "Ашан" in white Cyrillic script, all set against a red rounded rectangular background.The logo for Aurora Multimarket features the word "АВРОРА" in large red Cyrillic letters, with "МУЛЬТИМАРКЕТ" in smaller black Cyrillic letters below it, all on a yellow rounded rectangular background.The logo for Oldi features a stylized white cat jumping over a white roofline, with the word "ОЛДІ" in white Cyrillic letters below, all on a red rounded rectangular background.The logo for Allo features the word "алло" in white lowercase Cyrillic letters, with a white bullseye-like symbol to the right, all on a red rounded rectangular background.The logo for Epicentr features a white icon of a downward arrow inside a circle, followed by the word "ЕПІЦЕНТР" in white Cyrillic letters, all on a dark blue rounded rectangular background.The logo for ATB features the letters "АТБ" in white Cyrillic letters, all on a red rounded rectangular background.The logo for Metro features the word "METRO" in bold yellow uppercase letters, all on a dark blue rounded rectangular background.The logo for Eva features the word "eva" in a stylized font, with "e" in orange and "va" in green, all on a white rounded rectangular background.The logo for Prostor features a white dot followed by the word "PROSTOR" in white uppercase letters, all on a pink rounded rectangular background.The logo for Comfy features the word "COMFY" in green uppercase letters, with a small orange circle to the right, all on a green rounded rectangular background.The logo for Silvano features the word "Сільно" in a stylized orange script font, all on an orange rounded rectangular background.The logo for Jysk features a white stylized fish icon to the left of the word "JYSK" in white uppercase letters, all on a dark blue rounded rectangular background.The logo for Varus features a stylized white flower icon to the left of the word "VARUS" in white uppercase letters, all on an orange rounded rectangular background.The logo for Fokstrot features a stylized white icon of a person running to the left, followed by the word "ФОКСТРОТ" in white Cyrillic letters and "техніка для дому" in smaller black Cyrillic letters below, all on a red rounded rectangular background.The logo for Rozetka features the word "ROZETKA" in white uppercase letters, all on a green rounded rectangular background.The logo for Fozzy features a white shopping cart icon to the left of the word "FOZZY" in white uppercase letters, all on a red rounded rectangular background.The logo for Citrus.ua features the text "citrus.ua" in black lowercase letters, all on a white rounded rectangular background.The logo for Eldorado UA features the word "ELDORADO" in white uppercase letters, followed by "UA" in white uppercase letters inside a white square, all on a red rounded rectangular background.

STRATEGIC INVESTMENT DIRECTIONS



Investment priorities include productions in which the economy of Ukraine is interested. The specified products are in demand by Ukrainian consumers and have a significant sales market which is growing, yet is fully compensated by imports. The region has a **raw material base, sufficient professional human resources and appropriate enterprises for the creation of new industries** in the specified directions.

STRATEGIC INVESTMENT DIRECTIONS

TOTAL		Import \$ MLN
	FLOAT GLASS	150
	HYDROGEN PRODUCTION	360
	BUILDING INSULATING MATERIALS FOR THE CONSTRUCTION OF QUICKLY ASSEMBLED BUILDINGS	925.9
	FRUIT AND VEGETABLE STORAGE CENTERS*	—
	PROSTHESES	111.6
	AGRICULTURAL MACHINERY	991.7
	ROLLED PRODUCTS WITH POLYMER COATING	246
	SOLID WASTE MANAGEMENT	—
	PRODUCTION OF URBAN AND RAILWAY ELECTRIC TRANSPORT (LOCOMOTIVES, TROLLEYBUSES, TRAMS)	83.7

*The lack of storage capacity reduces the availability of quality fruit in the off-season. War and hostilities in 2022-2025 limited local storage and international transportation of products.

FLOAT GLASS

Domestic market:



\$150 MLN PER YEAR

Project implementation location:



THE CITY OF VILNOHIRSK

Territory for project implementation:



26 HA

Estimated project cost:



\$200 MLN

Expected productivity:



750 TONS PER DAY



Raw material base:


Quartz sand for the glass industry produced by the "Vilnohirska Mining and Metallurgical Plant" branch of the "United Mining and Chemical Company" JSC

Ukraine does not currently produce float-glass;

Ukraine has a well-developed infrastructure for the production of modern windows and accessories;

The project is feasible due to the location of float-glass production by a specialized company with possible cooperation with a Ukrainian enterprise.

The company for cooperation:
"Orion-Glass-Float" LLC



AGRICULTURAL MACHINERY

Potential investors are offered the opportunity to set up production of tractors and other agricultural machinery in cooperation with: "Dnipropetrovsk Tractor Plant" production complex of State Enterprise "Production Association Yuzhny Machine-Building plant named after A.M. Makarov" (YUZHMAH) which used to manufacture agricultural wheeled tractors

Project implementation location:



THE CITY OF DNIPRO

AREA OF PRODUCTION FACILITIES: 93 000 M²

Domestic market of agricultural machinery:



THE CITY OF VILNOHIRSK

tillage equipment: **\$374.3 MLN**
tractors: **\$796.2 MLN**
combines: **\$349.4 MLN**

Project goals:

- utilization of existing production capacities and creation of additional capacities to produce up to 10 thousand tractors per year. Now the enterprise produces 1 thousand tractors per year;
- saturation of the market with competitive domestic agricultural machinery;
- creation of additional 2000 workplaces.



FINANCIAL METRICS

total project cost:
\$10.5 MILLION

company resources:
\$0.3 MLN;

net present value (npv):
\$1.5 MLN;

internal rate of return (irr):
14.26%;

payback period (pp):
4.7 YEARS.

The needs of the Ukrainian market for tractors are covered by imports, which is **82.7% - 95.6%**.

YUZHMAH



HYDROGEN PRODUCTION

The region's potential for hydrogen production:

- high solar activity and access to water
- availability of networks for connection and free land plots
- large industrial consumers and interest of industrial parks
- transport accessibility and logistics

Domestic market:



\$360 MLN/YEAR

Project implementation location:



DNIPROPETROVSK REGION

Territory for project implementation:



OVER 100 HA

Estimated project cost:



\$124 MLN

Expected productivity:



800-1200 TONS/YEAR

Initiator: Leipziger Energie GmbH und Co. KG



ROLLED PRODUCTS WITH POLYMER COATING

Creation of a new facility for the production of polymer plastic sheets from polyethylene, polypropylene and other polymers.

Domestic market:



350 MLN/YEAR

Project implementation location:



DNIPROPETROVSK REGION

Territory for project implementation:



1.5-3 HA

Estimated project cost:



\$4.3 MLN

Expected productivity:



800-1600 TON/YEAR

Initiator: "Ukrkhimzahyst" LTD



MUNICIPAL SOLID WASTE

Potential investors are offered a project for:
New construction of a complex for the processing, neutralization and storage of municipal solid waste. The plant will be integrated, that is, it will have its own sorting station for waste, a line for the production of RDF alternative fuels and recyclables, as well as an organic waste composting plant.

Project goals:

- improving the state of the environment by recycling waste instead of storing it;
- obtaining end products of waste processing - RDF-fuel and technical compost;
- creation of 10 new workplaces.

Cooperation mechanism:
investment in the project.

Project implementation location:



THE CITY OF KRYVYI RIH

territory for project implementation: **45.77 HA**

Estimated project cost:



\$66 MLN


Capacity of **150 THSD TONS** of mixed waste per year

The total amount of waste management in the city of Kryvyi Rih:



\$250-300 THSD TONS/YEAR

Initiator: Kryvyi Rih city council



INVESTMENT PROJECTS



42 investment projects from businesses in the region which correspond to the priority investment areas and offer cooperation to potential investors with companies that have been working for a long time in specific sectors of the economy, namely:



22 PROJECTS

INDUSTRY

AGRICULTURAL MACHINERY, DECENTRALIZED ENERGY, AUTOMOTIVE CHEMISTRY, POLYMER MATERIALS, METAL PACKAGING, SOLID WASTE MANAGEMENT

8 PROJECTS

SERVICES

LOGISTICS AND CAR SERVICE INFRASTRUCTURE, SPORTS AND MEDICAL-WELLNESS COMPLEXES



7 PROJECTS

CONSTRUCTION

HOUSING CONSTRUCTION, BUILDING MATERIALS

5 PROJECTS

AGRICULTURE

PROCESSING AND STORAGE OF FRUIT AND VEGETABLE PRODUCTS, PRODUCTION OF FLOUR AND GRAIN PRODUCTS, MILK AND HONEY PROCESSING ENTERPRISES



INVESTMENT PROJECTS UNDER DIA SUPPORT

Production of metal packaging

Creation of a modern industrial complex for the production of metal packaging;
The launch of the lines for the production of cans, lamination and UV printing.

Estimated investment amount

\$25 mln

Location

The city of Dnipro

Project status

- 1-st stage of construction (\$12.9 mln was invested);
- the plant is certificated to ISO 9001 standards;
- feasibility study is designed.

Cooperation mechanism

- credit line up to 7% year in foreign currency;
- equity participation.

Creation of construction materials manufacture

Creation of production lines of energy saving materials (thermo facade) and the concrete products for urban landscaping (paving slabs, edgings and decorative concrete products).

Estimated investment amount

\$2.2 mln

Location

Dnipropetrovsk region.

Project status

- production equipment installation premise is available;
- gas, water, sewage, electricity are available on the territory of the plant.

Cooperation mechanism

- share participation;
- creation of a joint venture.



FINANCIAL METRICS

Net Present Value (NPV): **\$4.6 MLN** EBITDA: **\$11.8 MLN**

Payback period (PP): **5 YEARS** Project duration: **3 YEARS**

Own working capital: **\$15 MLN**

Internal Rate of Return (IRR): **22%**



FINANCIAL METRICS

Net Present Value (NPV): **\$3 MLN**

Payback period (PP): **2 YEAR AND 7 MONTHS**

Project duration: **6 MONTHS** Internal Rate of Return (IRR): **46 %**

Working capital: **\$100 THOUS** EBITDA: **\$800 THOUS**

Project initiator - **Metal priwt LLC**



Project initiator - **Misto Bud M LLC**



INVESTMENT PROJECTS UNDER DIA SUPPORT

Production of laminate tubes for cosmetics and personal care products

Estimated investment amount

\$10.2 mln

Location

The City Of Dnipro

Project status

- a land plot with the necessary infrastructure for construction is allocated.

Cooperation mechanism

- creation of a joint venture;
- loan, venture capital;
- other forms of joint activities.

Creation of construction materials manufacture

Construction of a 5 000 ton refrigerator with a packing line at the production site of farming enterprise.

Estimated investment amount

\$3.5 mln

Location

Dniprovsky district, Petrykivska TC

Project status

- developed project;
- land plot allocated;
- a refrigeration complex, with a volume of 500 tons;
- engineering infrastructure is available.

Cooperation mechanism

- a credit line of up to 5% per annum in foreign currency;
- establishment of a joint venture.



FINANCIAL METRICS

Own working:

\$100 THOUS

Required investment capital:

\$10.1 MLN

Net Present Value (NPV):

\$2.7 MLN

Internal Rate of Return (IRR): EBITDA:

20%

\$3 MLN

Payback period (PP):

5 YEARS

Project duration:

3 YEARS



FINANCIAL METRICS

Required investment capital:

\$3.5 MLN

Net Present Value (NPV):

\$3.6 MLN

Internal Rate of Return (IRR):

24.4%

EBITDA:

\$1.6 MLN

Payback period (PP):

2.8 YEARS


Project duration:

6 MONTHS

Project initiator - **ELIXIR LLC**



Project initiator - **FE VIDRODZHENNIA**



INVESTMENT PROJECTS UNDER DIA SUPPORT

Creation of a modern medical and health complex

Expansion of the range of innovative, medical-recreational services of sanatorium by reconstruction of clinical and residential buildings, as well as the construction of a Spacenter with a swimming pool.

Estimated investment amount

\$1.7 mln

Location

Novomoskovsk district Pishchanska TC.

Project status

- operating sanatorium with all the necessary infrastructure;
- projects have been developed;
- land plot is available;
- real estate is owned.

Cooperation mechanism

- equity participation in project financing of 18%;
- credit line.



FINANCIAL METRICS

Required Investment Capital:

\$1.4 MLN

Own working capital:

\$306 THOUS

Net Present Value (NPV):

\$1.4 MLN

EBITDA:

\$0.9 MLN

Internal Rate of Return (IRR):

32.7%

Payback Period (PP):

3.3 YEARS

Project duration:

11 MONTHS

Project initiator - **SANATORIUM İRESORT ORLIVSHCHYNAİ LLC**



Creation of a sports and health eco center in an ecologically clean area

Reconstruction of the existing recreation camp with all the necessary infrastructure.

Estimated investment amount

\$1.8 mln

Location

Kamianske District.

Project status

- operating recreation leisure center with all the necessary infrastructure;
- construction of a solar power plant is envisaged (175 kW).

Cooperation mechanism

- creation of a joint venture;
- equity participation;
- credit line.



FINANCIAL METRICS

Net Present Value (NPV):

\$1.6 MLN

Internal Rate of Return (IRR):

18%

Payback period (PP):

6 YEARS

EBITDA:

\$2.4 MLN

Project duration:

18 MONTHS

Project initiator - **ARMAN HRUP LTD**



INDUSTRIAL PARKS AND LAND PLOTS

An aerial photograph of a rural landscape. A multi-lane highway with visible traffic runs diagonally from the top left towards the center. To the left of the highway is a dense forest. To the right are large, green agricultural fields. In the bottom right corner, there is a residential area with several houses and trees. The overall scene is a mix of natural and developed land.

LAND PLOTS PROPOSALS FOR RESIDENTIAL CONSTRUCTION



65 LAND PLOTS WITH A TOTAL AREA OF **1.880 HA** ARE PROPOSED FOR RESIDENTIAL CONSTRUCTION IN 32 COMMUNITIES OF THE REGION.

The specified territories can be used both for residential construction and for the construction of modern modular housing for displaced persons, of which:



32 PLOTS (1839.1 HA)

FOR COTTAGE
CONSTRUCTION



33 PLOTS (36.5 HA)

FOR APARTMENT
BUILDINGS
CONSTRUCTION

LAND PLOTS FOR RESIDENTIAL CONSTRUCTION CATALOGUE FROM THE DIA PORTFOLIO



KAMIANSKIE

50 HA

- FOR THE CONSTRUCTION OF MICRODISTRICTS;
- COMMUNAL PROPERTY;
- THE TERRITORY IS FREE FROM CONSTRUCTION;
- 50 KM TO DNIPRO CITY.



SPASKE

33 HA

- FOR COTTAGE CONSTRUCTION;
- COMMUNAL PROPERTY;
- THE TERRITORY IS FREE FROM CONSTRUCTION;
- 29 KM TO DNIPRO CITY.



KRYVYI RIH

6 HA

- FOR THE CONSTRUCTION OF MULTI-APARTMENT BUILDINGS;
- COMMUNAL PROPERTY;
- THE TERRITORY IS LOCATED IN MEDICAL AND HEALTH FACILITIES ZONE;
- 82 KM TO DNIPRO CITY.



PAVLOHRAD

2 HA

- FOR THE CONSTRUCTION OF MULTI-APARTMENT BUILDINGS;
- COMMUNAL PROPERTY;
- THE TERRITORY IS LOCATED IN MIXED MULTI-STOREY BUILDINGS ZONE;
- 40 KM TO DNIPRO CITY.

PROPOSALS OF REAL ESTATE OBJECTS FOR RESIDENTIAL RECONSTRUCTION AND CONSTRUCTION IN PROGRESS

COMMUNITIES IN THE REGION PROPOSE REAL ESTATE WITH A TOTAL AREA OF **130 THSD M²** THAT CAN BE RECONSTRUCTED OR COMPLETED TO ACCOMMODATE INTERNALLY DISPLACED PERSONS. THE COMMUNITIES' PROPOSALS INCLUDE **6 PROJECTS** FOR THE CONSTRUCTION OF NEW MULTI-STOREY BUILDINGS.



Available for residential reconstruction:

- 14 hostels;
- 4 residential buildings;
- 17 former medical institutions, preventive clinics, pharmacies;
- 34 kindergartens and schools;
- 9 non-residential buildings.



78

OBJECTS

FOR RESIDENTIAL RECONSTRUCTION
100 THSD M²

15

OBJECTS

UNFINISHED CONSTRUCTION
30 THSD M²

6

OBJECTS

NEW CONSTRUCTION

99

REAL ESTATE OBJECTS

130 THSD M²

REAL ESTATE OBJECTS FOR RESIDENTIAL RECONSTRUCTION AND OBJECTS UNDER CONSTRUCTION FROM THE DIA CATALOGUE

THE CITY OF POKROV

- 7 252.9 m² - hostel;
- Communal property;
- Block-type building, has 5 floors, brick walls, available water, gas and electricity supply;
- Technical condition is good.

THE CITY OF ZHOVTI VODY

- 6 462 m² - hostel;
- Communal property;
- The building has 208 units of living rooms, 9 floors, available water, gas and electricity supply;
- Technical condition is average.

PERSHOTRAVENSK CITY;

- 3 366 m² - hostel;
- Communal property;
- The building has 5 floors and a parking area for 25 cars, water, gas and electricity supply is available;
- Technical condition is good.

MAHDALYNIVKA VILLAGE;

- 1 851.54 m² - central hospital;
- Communal property;
- The building has 3 floors, there is water, gas and electricity supply;
- Technical condition is average.

PETRYKIVKA VILLAGE, (DNIPROVSKY DISTRICT);

- 1 200 m² - unfinished school;
- Communal property;
- Readiness level 70%, the box is built, there are walls, ceilings, partitions, a roof;
- Available gas and electricity supply;
- Technical condition is good.

SVITLOHIRSKE VILLAGE, (KAMIANSKIE DISTRICT);

- 1604.7 m² - unfinished residential building for 24 apartments;
- Private property;
- The living area is 765.9 m², the level of readiness is 65%, the box is built, there are walls, ceilings, partitions; it is possible to connect to gas and electricity supply;
- Technical condition is average.

INDUSTRIAL TERRITORIES WITH EXISTING ENGINEERING INFRASTRUCTURE ARE ONE OF THE MOST COMMON TYPES OF INTENSIVE ATTRACTION OF INVESTORS TO PRE-DEVELOPED INDUSTRIAL TERRITORY.



In Ukraine, in 2022, additional mechanisms for stimulating the development of industrial parks related to reducing the tax burden on their participants were introduced. In particular, the possibility of exempting participants of industrial parks from income tax, value added tax and import duty (for imported equipment) is foreseen. In addition, compensation for the interest rate on loans, the costs of connecting to engineering and transport networks and the provision of funds on a non-refundable basis to ensure the construction of adjacent infrastructure facilities are provided as well.

DNIPROPETROVSK REGION OFFERS POTENTIAL INVESTORS:

4 INDUSTRIAL PARKS WITH A TOTAL AREA OF 112 HA LOCATED IN THE INDUSTRIAL CENTERS OF THE REGION - THE CITIES OF DNIPRO, KRYVYI RIH, ZHOVTI VODY AND NOVOPILSKA TC.



INDUSTRIAL PARK "INNOVATION FORPOST"

It's planned the construction of public buildings and structures, the placement of industrial enterprises in the following areas: transport innovations, information and communication biotechnology, instrument construction, electronics, energy conservation and the use of alternative energy sources.



EUROPEAN ROUTE E-50 - 4 KM;
REGIONAL HIGHWAY T0410 - 0.1 KM



3 RAILWAY STATIONS IN THE RADIUS - 3 KM.



THE DNIPRO RIVER - 1.5 KM

Managing company

**CE "DNIPRO DEVELOPMENT AGENCY" OF
THE DNIPRO CITY COUNCIL**

<https://dda.dp.ua/>



PROJECT ZONES

- Industrial premises: 140-240 thsd. m²
- Business incubator (1st stage): 1 thsd. m²
- Exhibition complex: 18 thsd. m²
- Office premises, including IT park and R&D centers: 50 thsd. m²
- Complex of apartments with a children's preschool: 27 thsd. m²
- Hotel: 5 thsd. m²
- Commercial and residential complex: 6 thsd. m²
- Recreational areas: 4 ha.



TERRITORY ZONING

- Total territory: 61.4 ha
- IT cluster: 7.5 ha
- Industrial zone: 50.0 ha
- Additional services: 3.9 ha



CHARACTERISTICS OF THE LAND PLOT

- The land plot has been divided into 35 plots (from 0.4 to 7.9 hectares in size);
- 75% of the territory is free from construction;
- Purpose: industrial land;
- Cadastral numbers: available.



CHARACTERISTICS OF THE LAND PLOT

- Pump-type water supply and drainage;
- Gas supply - gas distribution stations of low and medium pressure;
- Power supply with a capacity of 24 MW.

INDUSTRIAL PARK "ECO-STEEL"

The creation of "Eco-Steel" is to rebuild industry of Ukraine and to accelerate the "green transition" for processing industry, "green metallurgy", companies of construction materials production, logistics and related services by meeting the needs of these companies for properly equipped industrial areas with environmentally sustainable, stable engineering and transport infrastructure, affordable production and warehouse space. An industrial park is being created for 50 years.



NATIONAL HIGHWAY:

H-23 — 6 KM,
H-11 — 6.5 KM

REGIONAL HIGHWAY: P-74 — 11.7 KM,



RAILWAY STATION — 22.3 KM.

Managing company

LLC "GVINEA"



PROJECT ZONES

- zones of production and warehousing purposes;
- engineering support zones;
- renewable energy zones;
- employee recreation areas;
- parking areas for cars and trucks;
- roads beyond the railway line.



PROJECT ECONOMIC INDICATORS

- Expected amount of investments: \$293 million.



CHARACTERISTICS OF THE LAND PLOT

- area: 23.86 ha (Green-field) can be expanded;
- intended use: industry land.



CHARACTERISTICS OF THE LAND PLOT

- water supply and sewage (maximum expected capacity of 5.540 m³/day);
- gas supply - gas distribution stations (maximum expected capacity of 4.000 m³/h);
- electricity supply (maximum expected capacity of 60 MW).

INDUSTRIAL PARK "KRYVBASS"

The main goal of creating a park is to attract investments to the city's economy by forming mechanisms for effectively satisfying investor demand for prepared sites, ensuring economic development and increasing the competitiveness of the territory, developing modern production and market infrastructure.

The priority areas of activity of the industrial park are machine building, production of building materials, logistics center.



NATIONAL HIGHWAY - 5.5 KM;
NATIONAL HIGHWAY H-23 - 11.5 KM;
REGIONAL ROUTE - 1 KM.



RAILWAY STATION - 2 KM.

Managing company

**CE KRYVYI RIH CITY DEVELOPMENT
INSTITUTION.**

<http://www.irm.kr.ua/>



PROJECT GOALS

- Attraction of investments and diversification of the Kryvyi Rih economy;
- Creation of new industrial productions using innovative, energy-saving and environmentally friendly technologies;
- Creation of new jobs;
- Development of the city's engineering, transport and logistics infrastructure;
- Improvement of the city's investment image.



ECONOMIC INDICATORS OF THE PROJECT

- State budget \$233 thsd.
- Management company \$697 thsd.



CHARACTERISTICS OF THE LAND PLOT

- Area: 26.03 ha;
- There are no buildings and structures on the land plot;
- Target purpose: land of industry;
- The manager: Kryvyi Rih city council.



CHARACTERISTICS OF THE LAND PLOT

- water supply: potential connection to the existing water pipe 225 mm, 1 MPa - 1 km;
- water discharge: connection to Kryvyi Rih sewage facility 2 km, sewage pumping station - 0.8 km;
- gas supply: connection to the existing network - throughput of 5500 m³/h - 2 km, gas distribution station (GDS) - 1.9 km;
- electricity supply: connection to substations:
- 150/35/10 kW - 0.05 km; substation 150/35/10 kW - 2.5 km.

INDUSTRIAL PARK "ZHOVTI VODY"

The main goal of creating a park is to attract investments, stimulate modern production and create new workplaces in high-tech and innovative fields. The main specialization of the IP is the chemical industry cluster. After the development of the IP, potential investors will be proposed: modern production facilities, access to utilities and energy resources, tax incentives, and assistance in cooperation with scientific institutions and research centers.



ADJACENT TRANSPORT COMMUNICATIONS:
REGIONAL HIGHWAY P74 AND TERRITORIAL HIGHWAY T1210
EUROPEAN HIGHWAY E-50 - 18 KM.



RAILWAY STATIONS:
PYATIKHATKY (22.0 KM),
KRYVYI RIH, STATION ROKUVATA (49.0 KM),
KRYVYI RIH (69.0 KM),
DNIPRO (129.0 KM)

Initiator:

'INDUSTRIAL PARK ZHOVTI VODY'^a
LLC, THE MANAGEMENT COMPANY



PROJECT GOALS

- Creation of a modern production infrastructure for the development of high-tech enterprises;
- Increasing the competitiveness of the region through the introduction of innovative technologies;
- Creating about 500 new workplaces and increasing the employment rate;
- Promoting environmentally friendly production and implementing energy-efficient solutions.



ECONOMIC INDICATORS OF THE PROJECT

- Total amount of investments: \$18.6 million, of which \$2.3 million was raised from own and credit funds



CHARACTERISTICS OF THE LAND PLOT

- Area: 10 ha, with an estimated construction area of 41,857 m²;
- Target purpose: land of industry;

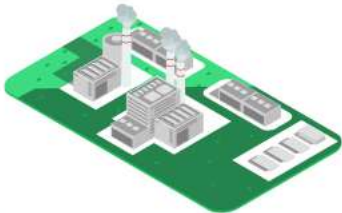


CHARACTERISTICS OF THE LAND PLOT

- water supply will be provided from the existing network of the industrial zone.
- water sewage - each facility will have its own water
- treatment system with subsequent discharge into the collector);
- gas supply - approximate rate of 80.0 m³/h per 1 ha;
- electricity supply - standard design load per 1 ha of the IP territory is 0.5 MW.

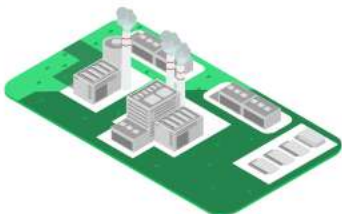
TERRITORIES OF INDUSTRIAL DEVELOPMENT

The territories of industrial development are located on the land plots of former industrial productions which are provided with sufficient engineering and logistics infrastructure, existing operating productions and are located in cities with a developed social and professional base.



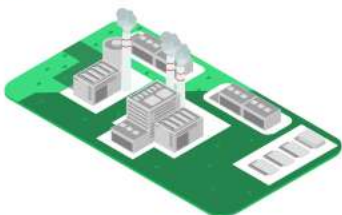
ZHOVTI VODY
303.5 HA

- **4 PLOTS** OF INDUSTRIAL LAND IN THE INDUSTRIAL ZONE OF THE CITY;
- ORIENTATION OF ENTERPRISES OPERATING IN THE INDUSTRIAL ZONE: MINING AND PROCESSING INDUSTRY;
- AVAILABLE WATER, GAS AND ELECTRICITY SUPPLY.



NIKOPOL
88.7 HA

- **8 PLOTS** OF INDUSTRIAL LAND ON THE TERRITORY OF THE FORMER NIKOPOL SOUTH PIPE PLANT
- ORIENTATION OF ENTERPRISES OPERATING IN THE INDUSTRIAL ZONE: METALLURGY AND METAL PROCESSING;
- AVAILABLE WATER, GAS AND ELECTRICITY SUPPLY.



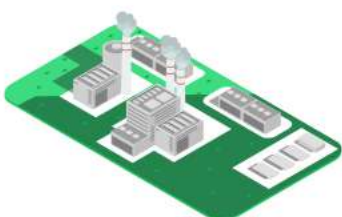
NOVOMOSKOVSK
86.4 HA

- **12 PLOTS** OF INDUSTRIAL LAND ON THE TERRITORY OF INTERPIPE OF THE NOVOMOSKOVSK PIPE PLANT;
- ORIENTATION OF ENTERPRISES OPERATING IN THE INDUSTRIAL ZONE: METALLURGY, METAL PROCESSING, PRODUCTION OF METAL STRUCTURES, CHEMISTRY;
- AVAILABLE WATER, GAS AND ELECTRICITY SUPPLY.



VILNOHIRSK
55.6 HA

- **4 PLOTS** OF INDUSTRIAL LAND IN THE INDUSTRIAL ZONE OF THE CITY;
- ORIENTATION OF ENTERPRISES OPERATING IN THE INDUSTRIAL ZONE: PRODUCTION OF GLASS CONTAINERS, CONCRETE AND REINFORCED CONCRETE PRODUCTS, METALLURGY;
- IT IS POSSIBLE TO CONNECT TO WATER, GAS AND ELECTRICITY SUPPLY.



PAVLOHRAD
250 HA

- LAND PLOT FOR INDUSTRIAL PURPOSES WITH TOTAL AREA OF 250 HA OFFERED IN THE INDUSTRIAL ZONE OF THE CITY;
- ACTIVITY AREAS OF THE ENTERPRISES OPERATING IN THE INDUSTRIAL ZONE: MINING INDUSTRY, ENGINEERING, CONSTRUCTION, CHEMICAL, FOOD AND LIGHT INDUSTRY;
- IT IS POSSIBLE TO CONNECT TO WATER, GAS AND ELECTRICITY SUPPLY.

PROPOSALS OF LAND PLOTS FOR RESIDENTIAL DEVELOPMENT PROJECTS

400 THSD. M² (APPROXIMATELY)
ARE OFFERED FOR PRIVATE
ENTERPRISES AND INDIVIDUALS
PLANNING TO RELOCATE THEIR
ACTIVITIES TO THE REGION. THESE
ARE PROPOSALS OF FREE
PRODUCTION SPACE - PREMISES
AND BUILDINGS, BOTH FOR LARGE
PRODUCTIONS AND FOR SMALL
BUSINESSES.



Vacant buildings and premises in which enterprises will be able to resume their production:

- 23 logistics infrastructure;
- 45 industry;
- 8 agro-industrial complex;
- 48 urban development (medical institutions, schools, kindergartens, shops, etc.);
- 90 office premises;
- 54 others.

**40**

WITH AREA LESS THAN
1000 M²

14

WITH AREA OF
30 THSD. M²

6

OBJECTS

100 - 500 M²

268

PREMISES WITH TOTAL
AREA OF
400 THSD. M²

BUILDINGS AND PREMISES FOR CREATING PRODUCTIONS FROM THE DIA CATALOGUE



PAVLOHRAD

23

PROPOSALS

UP TO 50 M²

- WORKSHOP - 30 M² ;
- WATER AND ELECTRICITY SUPPLY AVAILABLE
- TRANSFER TO LEASE;
- THE PREMISES ARE LOCATED ON THE TERRITORY OF AN INDUSTRIAL ENTERPRISE,
- IT HAS THE POSSIBILITY OF EQUIPPING AN EXHAUST OPENING.



SOLONE

17

PROPOSALS

50-100 M²

- HOUSEHOLD BUILDING - 170 M² ;
- AVAILABILITY OF WATER, GAS AND ELECTRICITY SUPPLY;
- COMMUNAL OWNERSHIP, LEASE;
- SALTY FREE PREMISES ARE LOCATED ON THE 3RD FLOOR:
51 M² (9.45X5.45 M) AND 53 M² (9.75X5.5 M);
32 M² (6.0X5.45 M) AND 30 M² (9.05X3.36 M).
- NUMBER OF FLOORS - 3. TECHNICAL CONDITION - AVERAGE.



TSARYCHANKA

70

PROPOSALS

100-500 M²

- BAKERY - 70 M² ;
- AVAILABILITY OF WATER, GAS AND ELECTRICITY SUPPLY;
- PRIVATE PROPERTY, LEASE/SALE;
- THE BAKERY BUILDING HAS A CEILING HEIGHT OF 3 M², THE FLOOR IS A CONCRETE
- SCREED, TILES. NUMBER OF FLOORS - 1. TECHNICAL CONDITION - AVERAGE.



TSARYCHANKA

70

PROPOSALS

100-500 M²

- BREAD FACTORY - 280 M² ;
- AVAILABILITY OF WATER AND ELECTRICITY SUPPLY;
- PRIVATE PROPERTY, LEASE/SALE;
- THE BUILDING IS SURROUNDED BY A CONCRETE FENCE AND HAS ASPHALTED AREAS.
- CEILING HEIGHT - 4 M², NUMBER OF FLOORS - 1. TECHNICAL CONDITION - AVERAGE.



VERKHNIODNIPROVSK

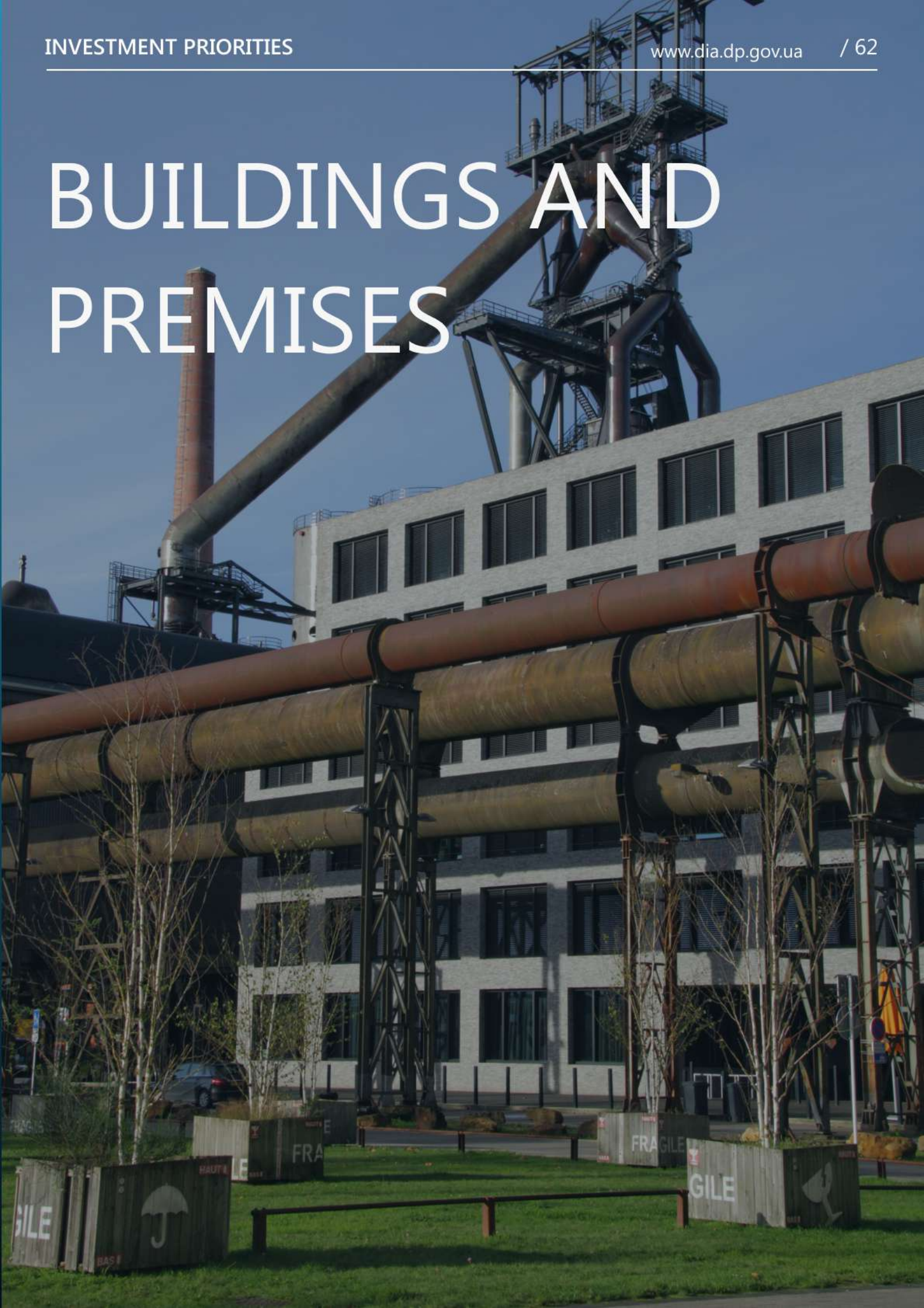
38

PROPOSALS

500-1 000 M²

- INDUSTRIAL BUILDING - 500 M² ;
- AVAILABILITY OF WATER AND ELECTRICITY SUPPLY;
- PRIVATE PROPERTY, LEASE/SALE;
- THE BUILDING HAS A REINFORCED CONCRETE FLOOR COVERING.
- TECHNICAL CONDITION - AVERAGE.

BUILDINGS AND PREMISES



BUILDINGS AND PREMISES FOR THE ESTABLISHMENT OF PRODUCTION FACILITIES

Property complex of industrial buildings

The territory of the object is fenced with a reinforced concrete fence. 6 railway tracks on the territory of the object, 2 approach asphalt concrete automotive roads and 2 entry roads to the territory.

List of objects:

- 5 manufacture workshops $\approx 6\,996\text{ m}^2$;
- 4 industrial buildings $\approx 2\,220\text{ m}^2$;
- 7 additional spaces $\approx 800\text{ m}^2$ (shop, cooler (cooling tower) security premises, shed, unsheltered warehouse);
- open-storage production and transport spaces;
- total area $\approx 10\text{ thsd m}^2$.

Land plot infrastructure

- land plot: 7.17 ha
- engineering infrastructure: available.

Location:

the city of Dnipro

Mechanisms for cooperation

- sale;
- long lease.



Initiator: **PJSC "LINDE GAS UKRAINE"**

www.linde-gas.com.ua

Industrial and administrative building

List of objects:

- production facilities , $10\,017\text{ m}^2$;
- administrative premises $2\,524\text{ m}^2$;
- amenity premises for operational personnel $1\,262\text{ m}^2$;
- total area $\approx 14\text{ thsd m}^2$.

Land plot infrastructure

- land plot: 1.7 ha
- engineering infrastructure: available.
- access asphalt-concrete road, 4 m wide;
- own transformer substation.

Location:

the city of Zhovti Vody

Mechanisms for cooperation

- joint venture;
- long lease;
- sale of shares.



Initiator: **LLC "ENGINEERING COMPANY "KRIPTO"**

www.kripto.com.ua

BUILDINGS AND PREMISES FOR THE ESTABLISHMENT OF PRODUCTION FACILITIES

Production and warehouse premises

List of objects:

- 3-storey building with a total area of 1105.8 m²;
- 2 warehouses with a total area of 110.5 m²;
- 2 garages with a total area of 117 m² (has 3 boxes) and 55 m²;
- a utility room with an area of 66.5 m²;
- total area ≈ 1.4 thsd. m².

Land plot infrastructure

- land plot: 0.23 ha
- engineering infrastructure: available.
- the territory is with a concrete fence, there is a checkpoint, two automatic gates.
- there is a separate entrance with automatic gates to the cold warehouse. There is also a parking.

Location:

the city of Kryvyi Rih

Mechanisms for cooperation

- long-term lease;
- sale of property.



Initiator: **KRYVYI RIH CITY TERRITORIAL COMMUNITY**

<https://kr.gov.ua/>

A complex of industrial buildings

List of objects:

- production shop 1 with an area of 3625 m²;
- production shop 2 with an area of 1210 m²;
- production workshop 3 with an area of 1701 m²;
- 6 additional premises with the area of: 205 m², 46 m², 717 m², 81 m², 387 m², 445 m²;
- total area ≈ 8 thsd m².

Land plot infrastructure

- land plot: 3.4 ha
- engineering infrastructure: available.
- there is also an asphalt access road and a railroad track at a distance of 350 meters.

Location:

the city of Apostolove

Mechanisms for cooperation

- long-term lease;
- sale of property.



Initiator: **"APOSTOLIVAGROMASH" LLC**

<https://apostolovagromash.wixsite.com>

ABOUT



Dnipropetrovsk Regional Investment Agency (DIA) has long-term experience in maintaining investors in the region.

DIA services were used by more than 70 companies both foreign and domestic.

The main task of the Agency is to assist investors in the projects implementation in the region.

IN THE FRAMEWORK OF COOPERATION AND PARTNERSHIP, DIA:

- Offers relevant directions for investing, investment projects of companies and territories for the project implementation.
- Generates and presents analytical information, which is necessary to make investment decisions.
- Carries out the land plot selection in accordance with the investors' needs (the Agency database has more than 161 land plots with total area of 3.7 thousd. ha).
- Carries out post-investment companies' support.
- Establishes communication with the potential investor for further investment project implementation. Provides services of personal investment manager. The Agency makes project implementation road map.
- Assists in selection of potential partners with corresponding competence (the Agency has the Competence database, which accounts for more than 870 companies).
- Creates and presents marketing products to promote a positive reputation of the region as a reliable.

LARGE COMPANIES THAT HAVE ALREADY USED THE SERVICES OF DIA:



ADDITIONAL INFORMATION



**MINISTRY OF ECONOMY,
ENVIRONMENT AND
AGRICULTURE OF UKRAINE**

MINISTRY OF ECONOMY, ENVIRONMENT AND AGRICULTURE OF UKRAINE

<https://me.gov.ua>

The central executive authority that formulates and implements state policy in the field of economic development, investment, foreign economic activity and entrepreneurship. The Ministry coordinates efforts to support industrial parks, accompanies investment projects, implements reforms to improve the business climate and creates conditions for attracting strategic foreign and domestic investment into Ukraine's economy.

UkraineInvest
Your Investment Matters

UKRAINE INVEST

<https://ukraineinvest.gov.ua>

Government investment attraction and support office created to attract foreign direct investment and help existing investors expand their business in Ukraine.

KSE | Kyiv
School of
Economics

KYIV SCHOOL OF ECONOMICS

<https://kse.ua>

An analytical and educational center that promotes investment in Ukraine through project preparation, market research and support of reforms. It works with the government, business and international partners to create a transparent environment for investors and entrepreneurship development.

#AdvantageUkraine



ADVANTAGE UKRAINE

www.advantageukraine.com

An investment initiative of the Government of Ukraine, which includes more than 500 investment projects and opportunities worth more than \$400 billion in 10 sectors of the economy.

Each potential investor, having registered on the platform, will receive comprehensive information about investment opportunities in a specific project and the benefits that he will have from investing in the economy of Ukraine.

ADDITIONAL INFORMATION



IMPACT-INVESTING ATTRACTION PLATFORM (MVP)

<https://ucci.org.ua>

The resource allows entrepreneurs to communicate with potential investors, presenting their impact investment projects. The platform was created with the support of UNDP in Ukraine.



EUROPEAN BUSINESS ASSOCIATION

<https://eba.com.ua>

The largest association of foreign and Ukrainian businesses in Ukraine representing over 900 companies. The association promotes the improvement of the investment climate, the protection of interests for business, the development of transparent rules of the game, and dialogue between investors, the government, and international partners.

ADDITIONAL INFORMATION

USEFUL LINKS



ADMINISTRATIVE SERVICES
CENTERS

<https://www.adm.dp.gov.ua>



DIIA. DIGITAL STATE

<https://business.dia.gov.ua>



STATE
PROPERTY
FUND
of UKRAINE

STATE PROPERTY FUND OF
UKRAINE

<https://privatization.gov.ua>



STATE TAX SERVICE

<https://dp.tax.gov.ua>

prozorro

OPEN E-PROCUREMENT
RESOURCE – PROZORRO

<https://prozorro.gov.ua>



STATE CUSTOMS SERVICE OF
UKRAINE

<https://customs.gov.ua/en>



DNIPROPETROVSK
REGIONAL COUNCIL

<https://oblrada.dp.gov.ua>



DREAM

PUBLIC INVESTMENT
MANAGEMENT SYSTEM
IN UKRAINE – DREAM

<https://dream.gov.ua>



DNIPROPETROVSK
CHAMBER OF COMMERCE
AND INDUSTRY

<https://dcci.ua>



DNIPRO DEVELOPMENT
AGENCY

<https://dda.dp.ua>



KRYVYI RIH CITY
DEVELOPMENT INSTITUTION

<https://irm.kr.ua>

ADDITIONAL INFORMATION

COORDINATORS

*Valentyna Zatyshniak
Alim Molodan
Tamara Ivanova*

ANALYTICS

*Yulia Kniazyk
Halyna Kamnieva
Yuliia Sharai*

GRAPHIC DESIGN

Hanna Soloviova

TRANSLATION

*Yuliia Kniazyk
Olha Dumanska*

In publication it was used data obtained from the State Statistics Service of Ukraine, the Main Directorate of General Office of State Fiscal Service in Dnipropetrovsk Region, as well as regional enterprises official open sources (enterprises official websites) as well as data obtained as a result of the region IT market research commissioned by IT Dnipro Community.

DNIPROPETROVSK REGIONAL INVESTMENT AGENCY

<https://dia.dp.gov.ua/>

2, O. PAUL AVE, OFFICE 538, DNIPRO CITY

TEL.: +380 56 742 86 87

E-MAIL: INFO@DIA.DP.UA

[FB.COM/DIA.INVESTMENT](https://fb.com/dia.investment)

[T.ME/DIA_INVESTMENT](https://t.me/dia_investment)