


# DNIPROPETROVSK REGION



# DNIPROPETROVSK REGION

The region is located in the heart of Ukraine, at the intersection of the country's main road, rail and water logistics routes. It is a harmonious combination of powerful enterprises and research in the industrial sector, advanced technologies and organic production in the agricultural sector, and a developed IT industry that generates 50% of service exports.

Dnipropetrovsk region accounts for about 11.6% of the total GDP of the country and is the leader in both foreign direct investment and corporate investment in development. Per capita income is \$6 600. The budget of the region is the largest among the regions of the country and amounts to \$335.7 million for 2025.

Since the beginning of the full-scale military aggression against Ukraine, the region has become a humanitarian, medical, security and industrial hub for Ukraine, providing shelter to about 451 thsd. IDPs, rehabilitating wounded soldiers and developing the industrial potential of our country even in the face of war.



**5.3%**

OF THE UKRAINIAN TERRITORY



**7.5%**

OF THE COUNTRY'S POPULATION



**11.6%**

OF UKRAINIAN GDP

# THE DEVELOPMENT STRATEGY OF THE REGION



"THE DEVELOPMENT STRATEGY OF DNIPROPETROVSK REGION FOR THE PERIOD UP TO 2027", APPROVED BY THE DECISION OF THE DNIPROPETROVSK REGIONAL COUNCIL ON 07.05.2025

## STRATEGIC VISION OF THE REGION:

Dnipropetrovsk region is a smart region, attractive for investment and environmentally safe, with high-tech industrial and agricultural complexes, powerful export and educational and scientific potential, with European-level services, where residents of all settlements will be provided with comfortable living conditions, self-realization and personal development.



## MISSION:

Ensure the growth of human capital by creating comfortable and safe living conditions, saving natural resources.

# STRATEGIC AND OPERATIONAL GOALS

## STRATEGIC GOALS



1. STRENGTHENING THE ECONOMIC COMPETITIVENESS OF THE REGION



2. ENVIRONMENTAL AND ENERGY SECURITY



INNOVATIVE DEVELOPMENT OF THE REGION BASED ON SMART SPECIALIZATION



3. PROVIDING QUALITY LIVING CONDITIONS



4. HUMAN POTENTIAL DEVELOPMENT

## OPERATIONAL GOALS

1A REDUCING ECONOMIC IMBALANCES BASED ON THE DEVELOPMENT OF THE INDUSTRIAL PRODUCTION COMPLEX

2.A CREATION OF CONDITIONS FOR IMPROVING THE STATE OF THE ENVIRONMENT

SMART A DEVELOPMENT OF THE POTENTIAL OF THE CHEMICAL COMPLEX

3.A DEVELOPMENT OF REGIONAL INFRASTRUCTURE, LAND IMPROVEMENT

4.A FORMATION OF COMPETITIVE INTELLECTUAL CAPITAL

1.B DEVELOPMENT OF THE AGRO-INDUSTRIAL COMPLEX

2.B IMPROVING WASTE MANAGEMENT

SMART.B IMPROVING CONDITIONS FOR THE DEVELOPMENT OF SCIENCE-INTENSIVE PRODUCTION, IN PARTICULAR MECHANICAL ENGINEERING

3.B IMPROVING LIVING CONDITIONS FOR RESIDENTS OF THE REGION TO EUROPEAN STANDARDS

4.B HEALTHY AND CULTURAL DEVELOPMENT OF THE POPULATION

1.C DIVERSIFICATION OF THE ECONOMY OF SINGLE-INDUSTRY TOWNS

2.C ENERGY EFFICIENCY AND DEVELOPMENT OF ALTERNATIVE ENERGY SOURCES

3.C PROVIDING QUALITY SOCIAL AND HUMANITARIAN SERVICES AT THE LEVEL OF LEADING EUROPEAN STANDARDS

1.D DEVELOPMENT OF THE TOURISM SECTOR

2.D DEVELOPMENT OF THE ECOLOGICAL NETWORK AND RECREATIONAL AREAS

3.D EFFECTIVE PUBLIC ADMINISTRATION, DEVELOPMENT OF E-DEMOCRACY AND E-GOVERNANCE

# TRANSPORT AND LOGISTICS

In the realities of a full-scale war, air and water traffic on the Dnipro River in Ukraine has been temporarily suspended. Rail and road transport are the main logistical arteries of the region.

The railway connects the industrial centers of the region with seaports and enables businesses to carry out export and import operations with the EU and the world. Passenger transportation, transportation of goods, humanitarian and military aid are carried out continuously.



The European highways that cross the region allow businesses in the region to expand their foreign economic activities. Active recovery of the infrastructure damaged by the hostilities is underway, and the reconstruction of international highways continues.



# EDUCATION

The region is one of the leading academic centers of Ukraine. According to the annual ranking of higher education institutions compiled in accordance with the Scopus scientometric monitoring, in 2024, 7 institutions of Dnipropetrovsk region were included in the TOP-50.



The university provides training at all levels and in many educational fields, including the use of a dual system to give future employees practical work experience at enterprises.



The region has:

# 16 INSTITUTIONS OF HIGHER EDUCATION

83,6 thsd. students are receiving an education.

In 2024, over 21,5 thsd. specialists were trained.

# 59 INSTITUTIONS OF PRE-HIGHER EDUCATION


36,5 thsd. students are receiving an education.

In 2024, more than 8,5 thsd. specialists received their education.

# 49 INSTITUTIONS OF PROFESSIONAL EDUCATION

More than 19,5 thsd. students are receiving an education.

In 2024, more than 9,6 thsd. workers were trained.



**EDUCATIONAL SERVICES ARE ALSO PROVIDED BY RELOCATED INSTITUTIONS, INCLUDING 4 HIGHER EDUCATION INSTITUTIONS AND 6 PRE-HIGHER EDUCATION INSTITUTIONS, WHICH EMPLOY A TOTAL OF 300 TEACHERS FROM DONETSK AND LUHANSK REGIONS.**

# TOP 5 INSTITUTIONS OF THE REGION ACCORDING TO SCOPUS INDICATORS



DNIPRO STATE  
MEDICAL  
UNIVERSITY



OLES HONCHAR  
DNIPRO NATIONAL  
UNIVERSITY



UKRAINIAN STATE  
UNIVERSITY OF  
SCIENCE AND  
TECHNOLOGIES



NATIONAL TECHNICAL  
UNIVERSITY "DNIPRO  
POLYTECHNIC



KRYVYI RIH STATE  
PEDAGOGICAL  
UNIVERSITY

# LABOR MARKET

The labor market in the region is undergoing significant transformations due to high levels of population migration, reduced production, enterprise restructuring and mobilization.

The unemployment rate in Dnipropetrovsk region is 8.8%.

NUMBER OF VACANCIES AND AVERAGE SALARY BY ECONOMIC SECTOR:

IN 2024:

- 27.9 THSD. PEOPLE WERE EMPLOYED
- 4.4 THSD. PEOPLE COMPLETED PROFESSIONAL TRAINING

THE AVERAGE SALARY IN THE REGION INCREASED BY 7% AND AMOUNTS TO \$522.5.


SERVICES



14 THSD. PEOPLE

\$782.6

INDUSTRY



13 THSD. PEOPLE

\$562.9

TRADE



6.5 THSD. PEOPLE

\$543


AGRICULTURE



5.2 THSD. PEOPLE

\$451

CONSTRUCTION



1.2 THSD. PEOPLE

\$417

# RATINGS

## TOP 10 MID-SIZED EUROPEAN REGIONS OF THE FUTURE 2025

	REGION	COUNTRY
1	Northern Ireland	UK
2	Greater Canton of Zurich Area	Switzerland
3	Pomerania	Poland
4	West Yorkshire Combined Authority	UK
5	Tuscany	Italy
6	North Macedonia	Macedonia
7	Dnipropetrovsk Region	Ukraine

## DIGITAL TRANSFORMATION INDEX

	REGION	INDICATOR
1	Lviv	0.850
2	Dnipropetrovsk	0.844
3	Odessa	0.804
4	Vinnytsia	0.755
5	Volyn	0.711
6	Zakarpattia	0.647
7	Poltava	0.640

## TRANSPARENCY OF CITIES DURING WARTIME

	INDICATOR	CITY
1	Transparent city	Dnipro
2	Transparent city	Drohobych
3	Transparent city	Lviv
4	Transparent city	Mukachevo
5	Transparent city	Ternopil
6	Partly transparent	Pokrov
7	Partly transparent	Kamianske

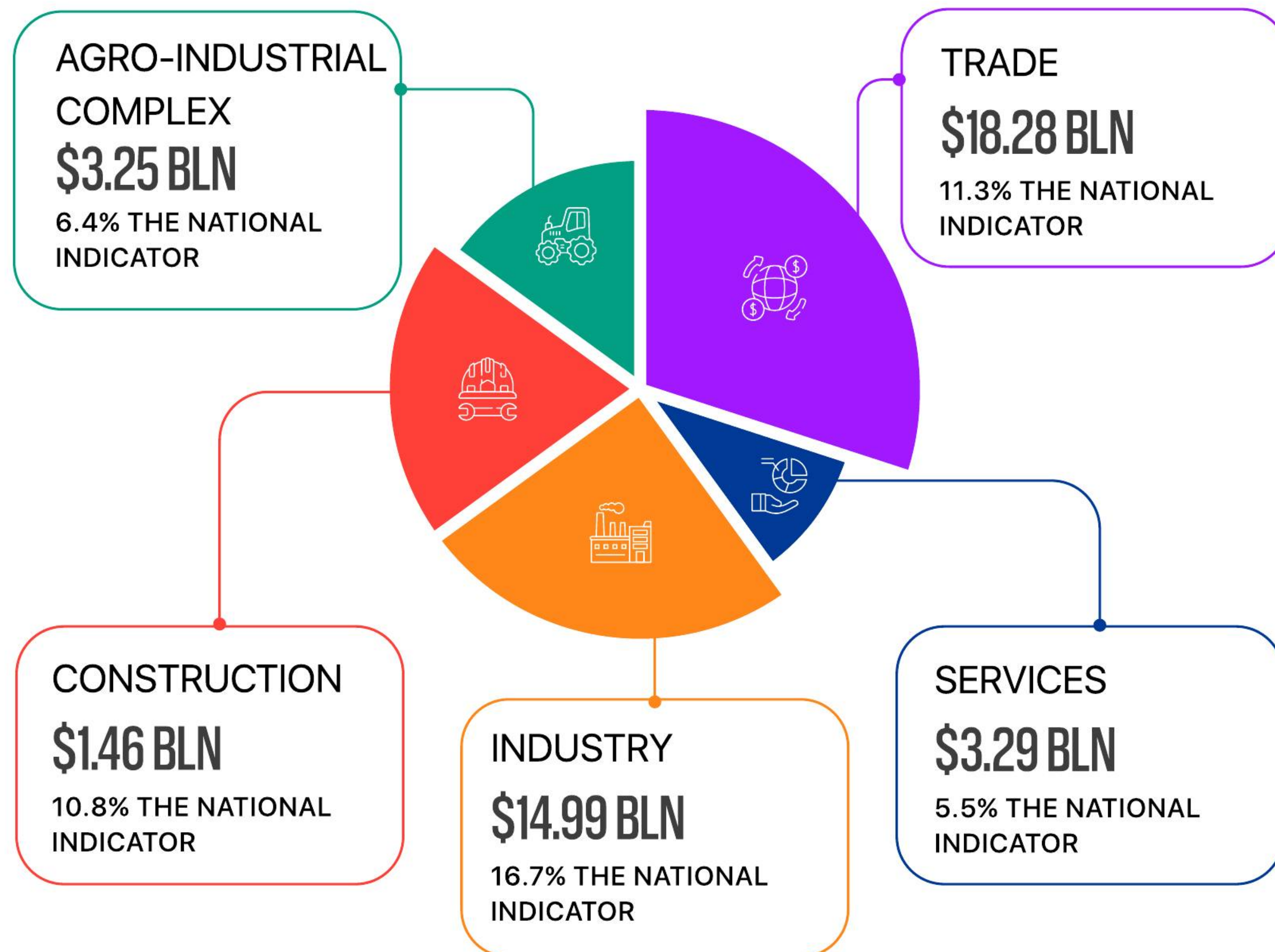
# STRUCTURE OF REGIONAL ECONOMY

The region maintains its leading role as an industrial center of Ukraine, accounting for 16.7% of industry and 10.8% of construction.

The economy of the region has been showing positive dynamics for the second year in a row. In 2024, growth amounted to 6.9%. Industry, as the economic flagship, continues to demonstrate the highest growth rates – 11.4%.

The service sector and agro-industrial complex are also showing growth that is higher than pre-war levels. The rest of the economic sectors increased their sales volumes.

SALES OF PRODUCTS AMOUNTED TO USD 41.3 BLN (OVER 10% OF THE UKRAINIAN INDICATOR).



# INDUSTRY

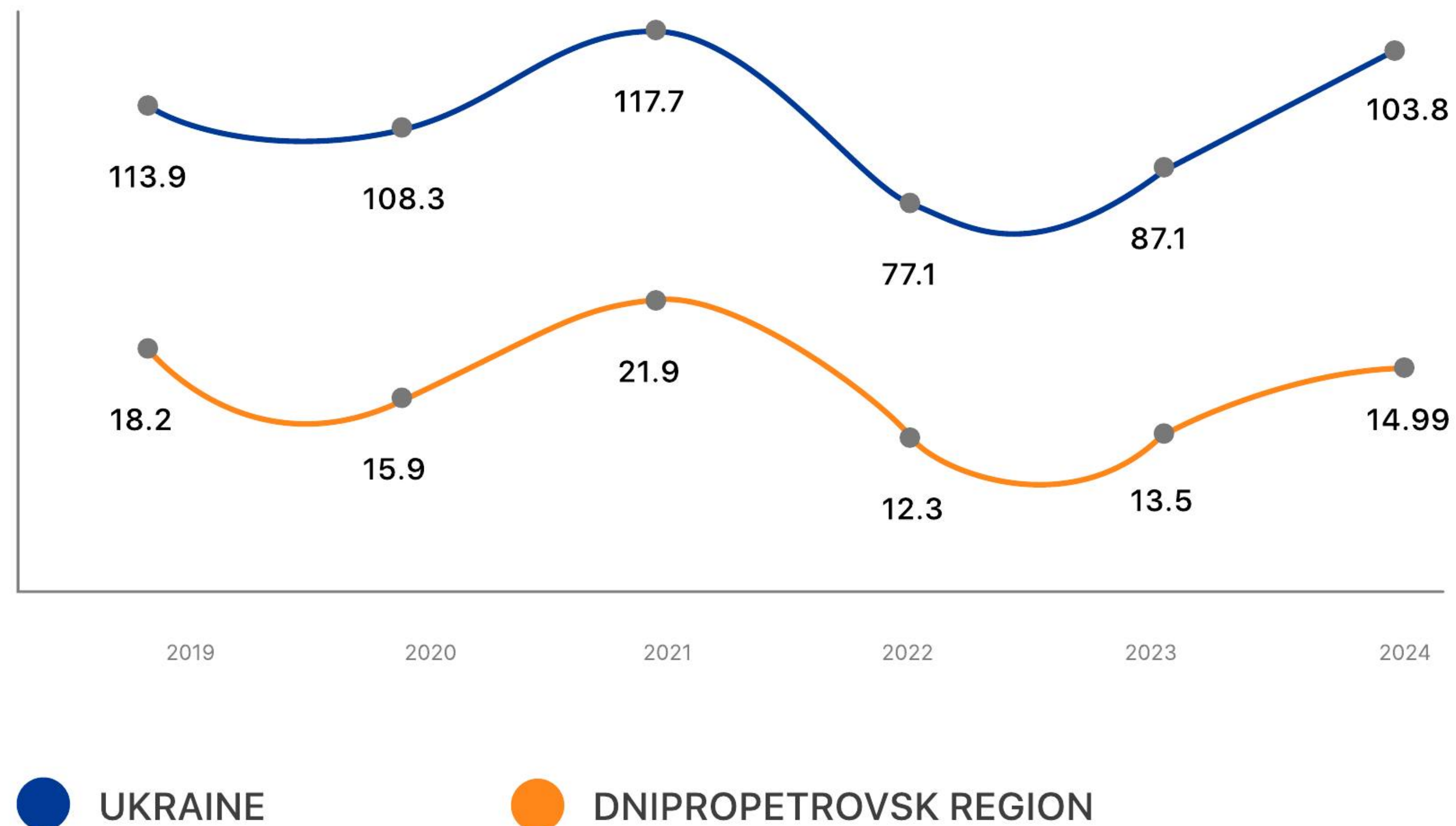
Industry demonstrated growth in 2024, primarily due to key sectors. The highest rates were recorded in the chemical industry (82%), light industry (57%), mechanical engineering (16%), mining (14%) and metallurgy (13%).

The 1.4% decline in the energy sector was primarily caused by targeted attacks by the Russian Federation on power generation facilities.

Leaders in sales volume: metallurgy – \$5.5 bln, mining – \$3.3 bln and energy – \$1.3 bln.

The industrial sector of the region is characterized by a significant share of certain industries in the Ukrainian market: metallurgy – 44.6%, extraction of mineral resources – 25.4%, chemical production – 34%.

## DYNAMICS OF INDUSTRIAL SECTOR DEVELOPMENT, BLN \$



# INDUSTRY

The industrial sector is a key component in shaping the export potential not only of the region but also of Ukraine as a whole. Among the exporting companies are the industry leaders in the country in the fields of metallurgy, mining, titanium and polymer production, chemical elements and products, and light industry products.


The recovery of maritime trade and port infrastructure played a key role in increasing industrial exports, which amounted to 29% compared to last year. As a result, iron ore exports increased significantly, growing by 64%.

The sector is focused on investments in energy independence, technological modernization, industrial parks and infrastructure recovery.

## TOP 5 EXPORT GOODS

	ORES, IRON AND TITANIUM CONCENTRATES	<b>\$2060.9 MLN</b>
	SEMIFINISHED PRODUCTS, RODS, BARS AND WIRE MADE OF CARBON STEEL	<b>\$1113.7 MLN</b>
	PIPES, TUBES, AND HOLLOW PROFILES, NON-WELDED, MADE OF FERROUS METALS	<b>\$587.6 MLN</b>
	RECYCLED CAST IRON AND SPIEGELEISEN	<b>\$291.8 MLN</b>
	CHEMICAL RADIOACTIVE ELEMENTS AND RADIOACTIVE ISOTOPES	<b>\$78.3 MLN</b>
	<b>TOTAL</b>	<b>\$4889.0 MLN</b>

# THE LARGEST EXPORTING COMPANIES:



ІНТЕРПАЙП



GIULIA



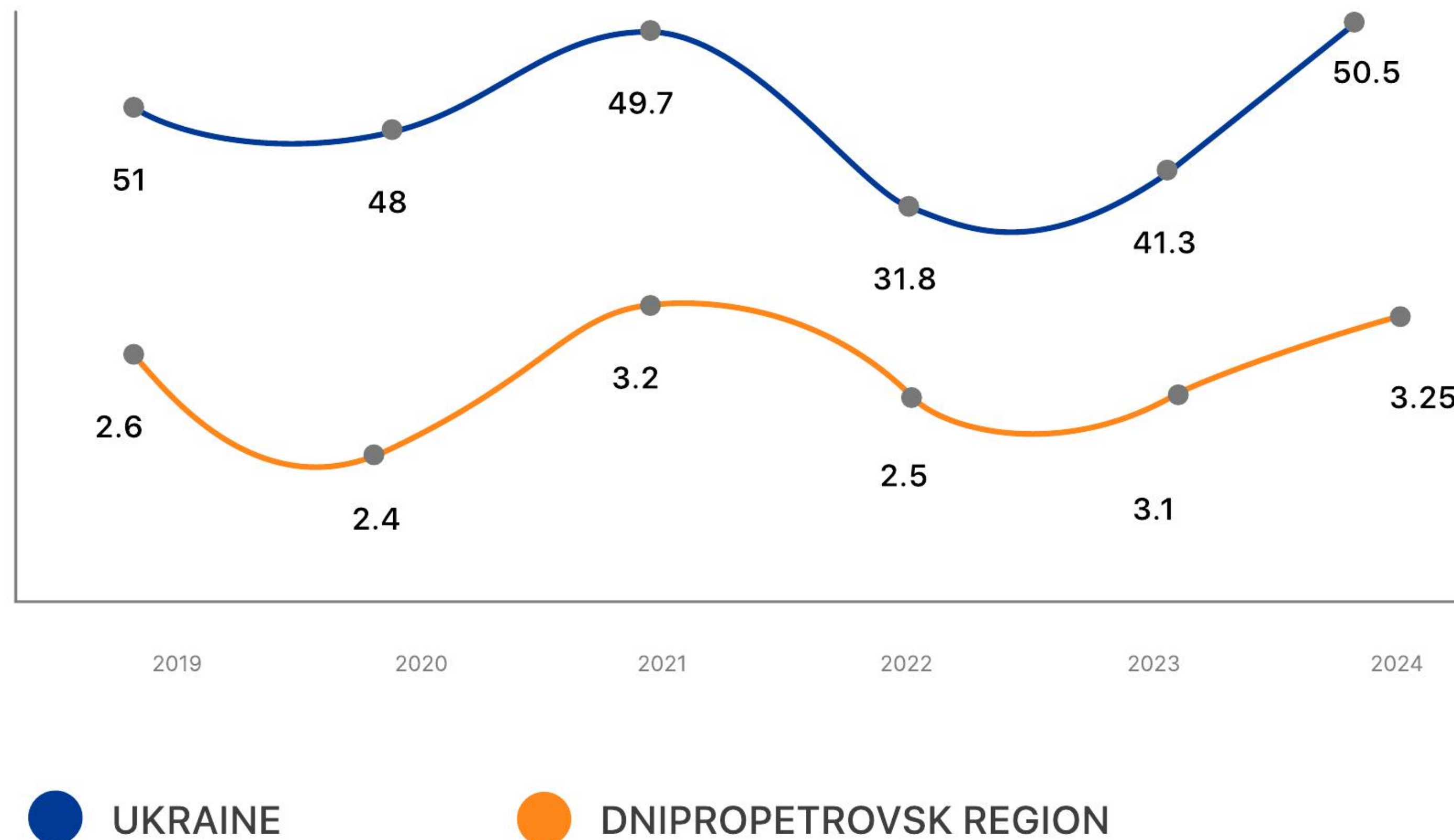
# AGRO-INDUSTRIAL COMPLEX

The region's agro-industrial complex sector ranks second in terms of growth, with an indicator of 5.2% and \$3.25 bln of output. The most positive dynamics were demonstrated by the production of oil and animal fats – 10% and food production – 9.7%.

The region has one of the largest shares of agricultural land in the country, over 2 mln ha and 6.4% of the output of country agriculture. Most of the enterprises of the sector are mixed farms that effectively combine crop production (mainly grains, oilseeds and organic crops), animal farming (meat production) and processing.

The leaders in terms of sales are crop production – \$976.6 mln, oil and animal fat production – \$990 mln, meat production and products thereof – \$738 mln. The sector is characterized by the active introduction of the latest precision farming technologies, the development of intensive fruit and berry growing, investments in the processing of domestic raw materials and focus on the large Ukrainian market.

## DYNAMICS OF DEVELOPMENT OF THE AGRO-INDUSTRIAL SECTOR, BLN \$








# AGRO-INDUSTRIAL COMPLEX

The agro-industrial sector, with exports worth \$1.057 bln in 2024, was the first to exceed pre-war levels among other sectors of regional economy. Created by Ukraine in cooperation with international partners, the sea export corridor enabled agricultural and processing enterprises to restart sustainable export flows from Ukrainian ports, which ensured a 28.3% increase in agricultural exports compared to the previous year.

The largest share of agricultural exports is traditionally held by vegetable oil, grains and legumes.

Among food products the leading positions are held by meat products, chocolate, oilcake and bakery products.

## TOP 5 EXPORT GOODS

	SUNFLOWER OIL	\$598.6 MLN
	GRAIN AND LEGUMINOUS CROPS	\$147.7 MLN
	MEAT AND EDIBLE POULTRY BY-PRODUCTS	\$87.2 MLN
	OILCAKE	\$85.1 MLN
	CHOCOLATE AND OTHER FOOD PREPARATIONS CONTAINING COCOA	\$25.6 MLN
	TOTAL	\$1057.1 MLN

# THE LARGEST EXPORTING COMPANIES:

**BUNGE**



**mas**  
seeds UNITED TO GROW



**FANATIC**  
BREWING  
CENTER

**syngenta**

GRUPE  
**LACTALIS**

**LESAFFRE**  
INTERNATIONAL



# SERVICES SECTOR

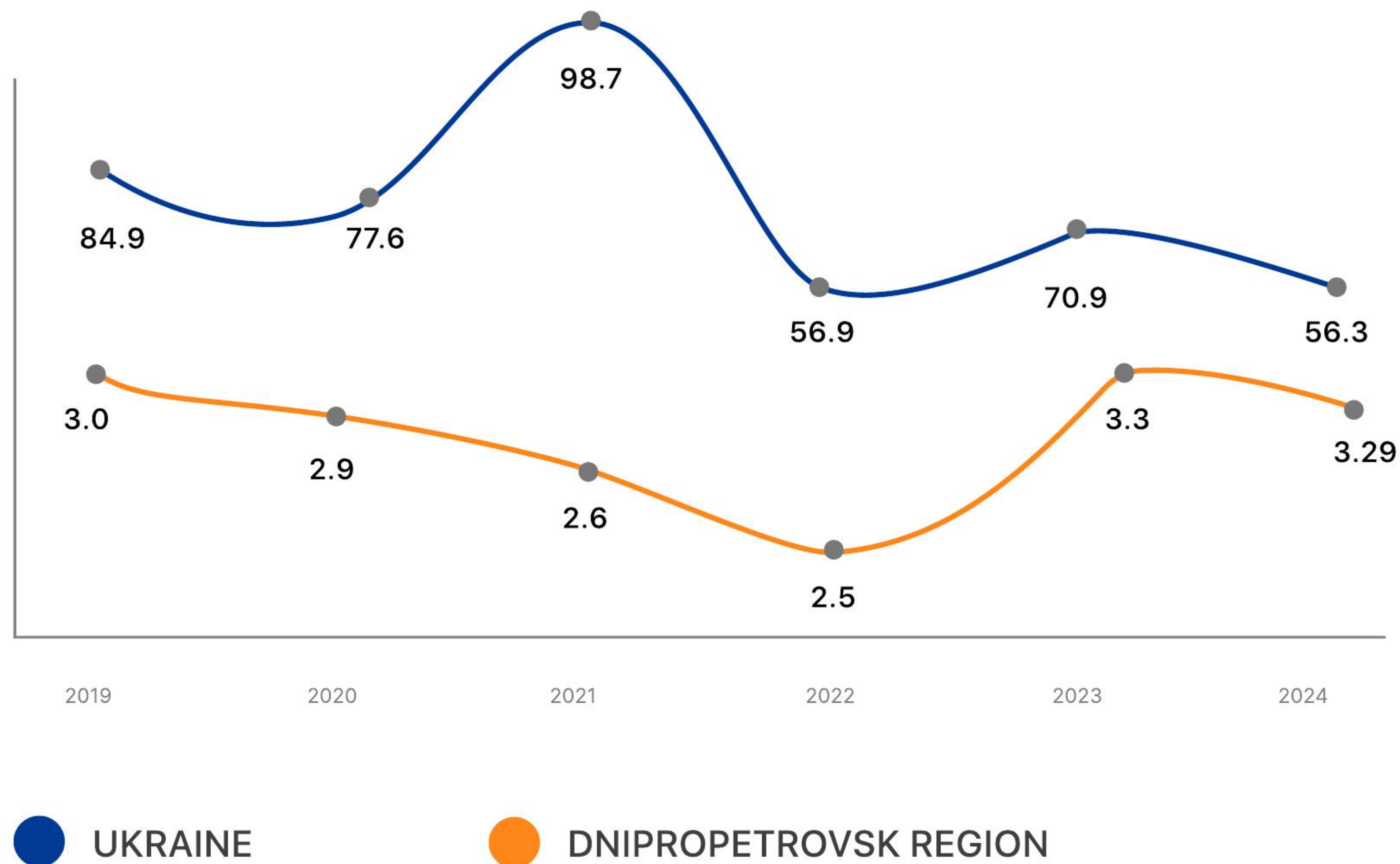
The service sector showed a slight decline of 6% in 2024, primarily due to a decrease in the volume of services provided in the areas of temporary accommodation, catering and administrative and support services. However, the total volume of services sold, at \$31.1 mln, exceeds the pre-war level.

The fastest growth rates in the sector were demonstrated by: IT – 11.4%, professional, scientific, and technical activities – 8.8% and healthcare – 1%.

The service sector in the region is represented by well-known IT companies, banking institutions, R&D offices, transport companies, and the best healthcare and higher education institutions in the country, which account for 5.5% of the state sector.

The leaders of the sector are the transport and logistics industry with sales of \$891.8 mln, healthcare – \$456.3 mln, and administrative and support services – \$428.5 mln.

## DYNAMICS OF DEVELOPMENT OF THE SERVICE SECTOR, BLN \$








# SERVICES SECTOR

The region is one of the leading centers of the IT industry and has a developed infrastructure, numerous educational opportunities, an active community of professionals and support from various organizations and clusters.

The combination of these factors allows the IT industry to account for 49% of service sector exports.

The region is an important business center of Ukraine where domestic institutions and representative offices of leading global companies are located providing a wide range of business services from consulting and auditing to marketing and legal services.

## TOP 5 EXPORT GOODS

	IT SERVICES	<b>\$77 MLN</b>
	BUSINESS SERVICES	<b>\$29.5 MLN</b>
	TRANSPORT SERVICES	<b>\$21.7 MLN</b>
	SERVICES RELATED TO FINANCIAL ACTIVITIES	<b>\$8.2 MLN</b>
	TRAVEL RELATED SERVICES	<b>\$5.2 MLN</b>
	<b>TOTAL</b>	<b>\$157.6 MLN</b>

# THE LARGEST EXPORTING COMPANIES:



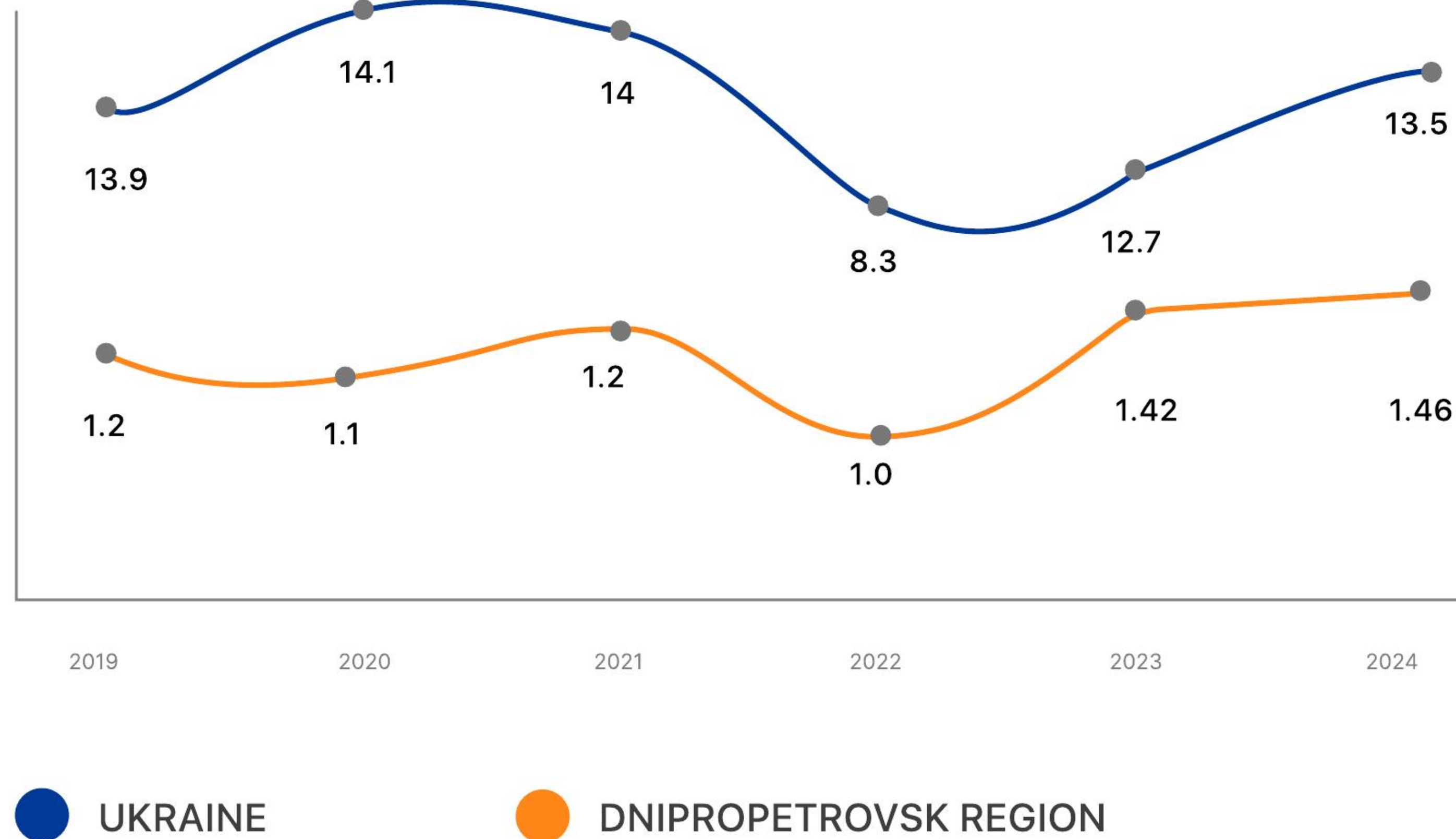
# CONSTRUCTION SECTOR

The construction sector is showing growth of 1.6%, primarily due to investments, innovations and the expansion of export opportunities. In addition, the share of the region in the national construction sector has increased to 10.7%. The sector was driven by the construction of buildings, which grew by 32.5%, and the construction of residential and commercial buildings, which grew by 4.9%.

The leaders of the construction sector in volume of sales are construction of facilities (roads, railways, communications) – \$588.4 mln, and production of non-metallic mineral products (cement, concrete and products thereof) – \$421 mln.

Rebuilding the country will require the use of new technologies and innovative building materials to rebuild destroyed structures and create new, high-quality living spaces.

## DYNAMICS OF DEVELOPMENT OF THE CONSTRUCTION SECTOR, BLN \$



# CONSTRUCTION SECTOR






The focus of the construction sector on the domestic market, which requires significant renovation work, led to a 22% drop in exports. However, the export potential of the construction sector in the region is significant and the region has the potential for further growth in international markets.

Construction materials, particularly plastic and composite products, are the leading export items. Among these companies is Ukrkompozit+, whose plumbing products are widely available on the market under the MIRAGGIO brand name.

The region accounts for 20% of Ukrainian wall covering exports due to the activities of leading wallpaper factories such as ARTGRAND, VINIL and Kontinent.

Ukrainian construction companies have experience in implementing projects abroad, including the construction of industrial, residential and infrastructure facilities.

## TOP 5 EXPORT GOODS

	WALLPAPER AND SIMILAR WALL COVERINGS	<b>\$4.5 MLN</b>
	PAINTS AND VARNISHES	<b>\$1.8 MLN</b>
	ASPHALT OR SIMILAR MATERIAL PRODUCTS	<b>\$1.6 MLN</b>
	PREFABRICATED BUILDING STRUCTURES	<b>\$1.4 MLN</b>
	CARPENTRY AND JOINERY CONSTRUCTION PARTS	<b>\$1.2 MLN</b>
	<b>TOTAL</b>	<b>\$33 MLN</b>

# THE LARGEST EXPORTING COMPANIES:



**AXOR**

**MIROPLAST**

 **elvas**

 **glaströsch**

 **BETA**  
KİMYA SANAYİ ve TİCARET A.Ş.

**Brukland**<sup>®</sup>

 **SWEETONDALE**

**КРИВИЙ РІГ ЦЕМЕНТ**

 **Orbita engineering**

**GREENWOOD**  
BUILDING DEVELOPMENT

 **DELMAR**

 **ЕВРОБУД**  
ПЛЮС

 **АЛКОМ**

**AGart**  
**GRAND**  
wallpaper factory

 **OLVIA**

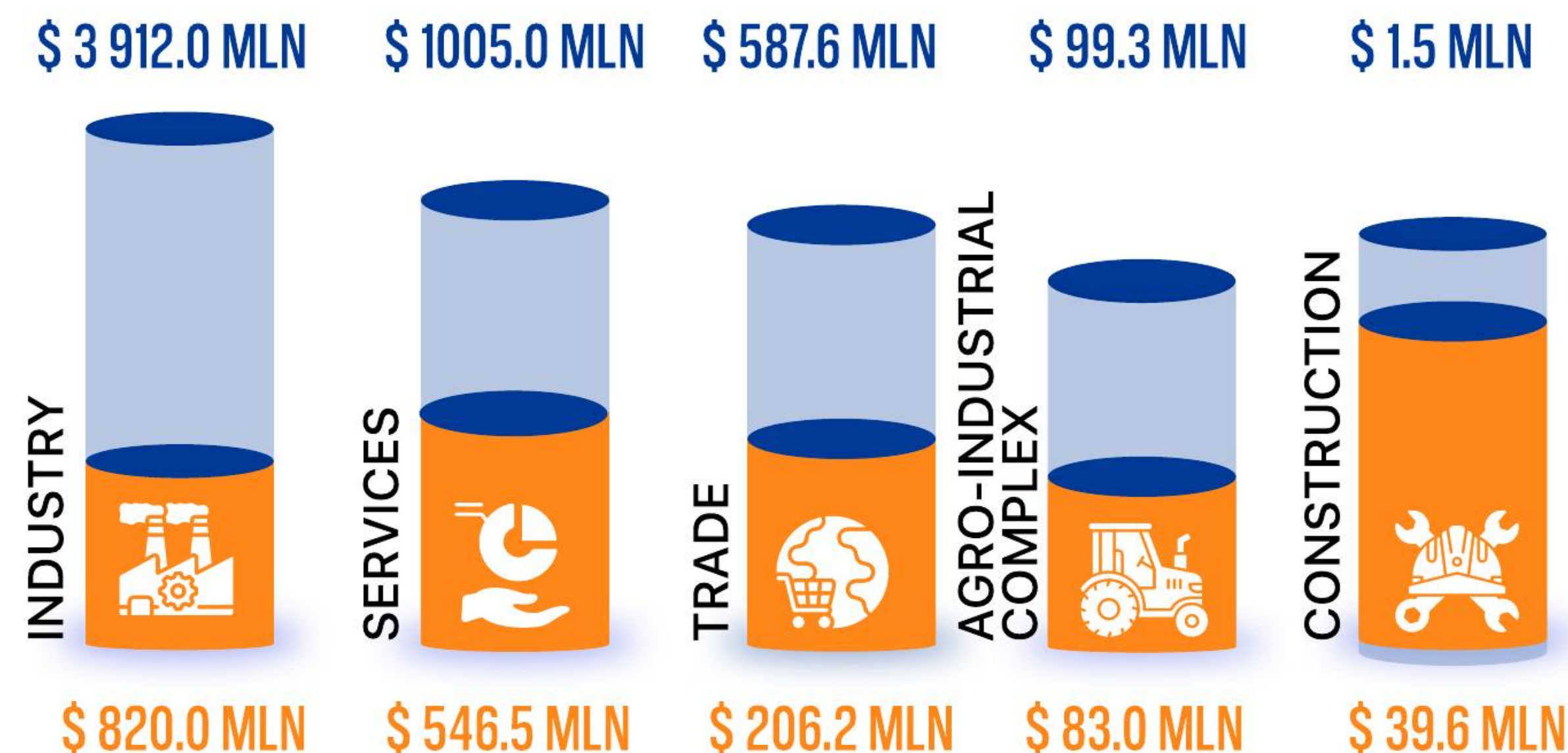
# THE EU IS THE MAIN INVESTOR IN THE ECONOMY OF THE REGION

Dnipropetrovsk region accounts for about 15% of Ukrainian investment activity and demonstrates annual growth in investment capital, which amounted to 7.7% in 2024. The total volume of foreign direct investment in the region reached \$5.6 bln, mainly in industry, trade and services.

The war has affected investment activity, reducing it to the level necessary to maintain production or economic activity.


There are 567 companies with European investments operating in the region, which have invested \$5.3 bln or 94.7% of all FDI in the region.

Capital investments in 2024 amounted to \$1.7 bln, with industry, services, and trade continuing to be the main areas of investment.



- CAPITAL INVESTMENTS  
TOTAL: \$1.7 BLN (12.9% OF THE NATIONAL INDICATOR)
- FOREIGN DIRECT INVESTMENTS  
TOTAL: \$5.6 BLN (14.4% OF THE NATIONAL INDICATOR)

# FULL-SCALE WAR



Dnipropetrovsk region is the closest stable economic center of the country to the frontline. This status has led to solidarity among businesses and population in the face of the challenges of war, the relocation of businesses and human resources to the region from the temporarily occupied territories of the country and the transformation of social and medical infrastructure to support internally displaced persons and rehabilitate Ukrainian soldiers.

Some communities in the region are located in areas of military (combat) operations and are constantly under fire from the aggressor country.

The number of destroyed and damaged objects in the region is measured in thousands and continues to grow.

# INTERNALLY DISPLACED PERSONS

## ORGANIZATIONS THAT PROVIDE AID IN THE REGION:



Dnipropetrovsk region has received about 451 thsd. internally displaced persons. The largest number of IDPs is in Dnipro and Kryvyi Rih. More than 100 thsd. residents have left the communities of Kryvyi Rih, Nikopol and Synelnykove districts due to numerous artillery shelling and missile strikes.

Dnipropetrovsk region is grateful to proactive world-renowned organizations that provide assistance in the region. Thanks to the initiatives and decisions of the authorities, IDPs in the region are able to receive humanitarian and psychological assistance, financial support, accommodation and work.

Local organizations worth noting include: The Volunteer Women's Battalion, the Free Will Center for Military and Civilians, the Center for the Wounded and Military of the National Defense Headquarters, the Dnipro Coordination Center for IDPs "Dnipro Help", the General Coordination Center, the Volunteer Group "Dnipro Volunteer Army", the New Nation Society and the Volunteers of the NGO "SICH-KR".

# RELOCATED ENTERPRISES

## COMPANIES THAT HAVE BEEN RELOCATED TO THE REGION:



The destruction of enterprises and engineering infrastructure in the war zone by the aggressor has led to the relocation of labor resources and businesses to Dnipropetrovsk region, which offers industrial territories and qualified personnel for restarting production.

State support for relocated enterprises is provided within the framework of:

- the Affordable Loans 5-7-9% Program;
- the Procedure for Providing State Financial Support to Business Entities (Resolution of the Cabinet of Ministers of Ukraine No. 20 dated 24 January 2020);
- the grant program “Own Business”.

In total, more than 2.8 thsd. businesses have already been relocated to Dnipropetrovsk region.

# INTERNATIONAL SUPPORT



## INSTITUTIONS, MUNICIPALITIES AND REGIONAL AUTHORITIES THAT PROVIDED ASSISTANCE:



UNITED STATES OF AMERICA



LOWER SILESIAN VOIVODESHIP, REPUBLIC OF POLAND



EMBASSY OF SWITZERLAND IN UKRAINE



UNITED ARAB EMIRATES



NORTH RHINE-WESTPHALIA AND SAXONY, GERMANY



SOUTH MORAVIAN REGION, CZECH REPUBLIC



EMBASSY OF UKRAINE IN AUSTRIA



REPUBLIC OF KOREA



HAUTS-DE-FRANCE REGION, FRANCE



EMBASSY OF THE REPUBLIC OF LATVIA IN UKRAINE



U-LEAD WITH EUROPE" PROGRAM, EU

# TRANSPARENCY AND GUARANTEES

- ▶ SETTING PRIORITIES AND FORMAT OF COOPERATION
- ▶ IDENTIFICATION OF BENEFICIARIES
- ▶ INTERACTION WITHIN THE FRAMEWORK OF AN INTERNATIONAL PROGRAM OR PARTNERSHIP AGREEMENT

EXPLORING PROJECTS  
AND PROPOSALS ON THE  
ONLINE RESOURCES OF  
DIA AND DREAM

SELECTION OF THE  
ASSISTANCE  
RECIPIENT

IF NECESSARY, DEFINE  
CO-FINANCING  
MECHANISMS

REGISTRATION OF THE  
RECIPIENT IN THE UNIFIED  
REGISTER OF  
HUMANITARIAN AID  
RECIPIENTS OF UKRAINE

ALLOCATION OF  
INTERNATIONAL  
ASSISTANCE THROUGH  
THE CONCLUSION OF  
RELEVANT AGREEMENTS  
AND ACTS

LOCAL GOVERNMENT  
DECISIONS ON  
RECORDING ASSISTANCE  
IN FINANCIAL RECORDS

PROVIDING SUPPORT  
AND MEDIA COVERAGE  
OF THE ENTIRE  
COOPERATION  
PROCESS

# RECOVERING OF THE REGION

Dnipropetrovsk region is a key region of the country where rebuilding is based on the “Build Back Better” principle, including infrastructure and housing improvements and creating more sustainable, safe and accessible living conditions. Special attention is paid to inclusiveness, particularly for veterans and people with limited mobility. Each rebuilding project goes through a digital management system, which makes sure everything is transparent and accountable to the community and international partners.

## KEY AREAS FOR RECOVERY:

### CRITICAL INFRASTRUCTURE



RECONSTRUCTION OF WATER SUPPLY SYSTEMS, ENERGY NETWORKS AND LOGISTICS INFRASTRUCTURE

### HOUSING STOCK



RECONSTRUCTION OF DAMAGED BUILDINGS IN COMMUNITIES SUFFERING FROM REGULAR ATTACKS

### MEDICINE AND SOCIAL PROTECTION



EXPANSION OF THE NETWORK OF SHELTERS IN SOCIAL INFRASTRUCTURE FACILITIES, RECONSTRUCTION OF HOSPITALS, CREATION OF NATIONAL-LEVEL REHABILITATION CENTERS AND SPACES FOR IDPS

### ECONOMY



SUPPORT FOR ENTERPRISES AND RELOCATED BUSINESSES, WHICH ARE THE FOUNDATION OF REGIONAL BUDGETS



# DREAM PLATFORM

SINGLE PROJECT PIPELINE OF DNIPROPETROVSK REGION

 **MINISTRY FOR RESTORATION**  
Communities, Territories and Infrastructure Development of Ukraine  
[LEARN MORE](#)



**8**  
PROJECTS

**CULTURE**



**35**  
PROJECTS

**EDUCATION AND SCIENCE**

 **DREAM**  
[LEARN MORE](#)



**18**  
PROJECTS

**HEALTH CARE**



**7**  
PROJECTS

**SOCIAL SPHERE**

# REGIONAL PORTAL DIA

Data as of 01.05.2026

The rebuilding projects on the DIA regional investment portal are focused on recovering the utility companies in the region, housing construction and providing medical facilities with the necessary equipment. Together with the regional Office for Decarbonization and Energy Efficiency, projects aimed at energy efficiency in the communities of the region have been included in the DIA portal.

For more details, follow the link <https://dia.dp.gov.ua/>

## ENERGY EFFICIENCY

IMPLEMENTATION OF MEASURES TO REDUCE ENERGY CONSUMPTION BY INSTITUTIONS AND ADMINISTRATIVE BUILDINGS OF COMMUNITIES



44

## WATER SUPPLY

MODERNIZATION AND RECONSTRUCTION OF WATER SUPPLY SYSTEMS



18

## MEDICINE

PROVIDING COMMUNITY HEALTHCARE FACILITIES WITH THE NECESSARY EQUIPMENT



6

## CONSTRUCTION

RECONSTRUCTION OF THE HOUSING STOCK OF COMMUNITIES



11

# OBJECTS FOR HOUSING RECONSTRUCTION

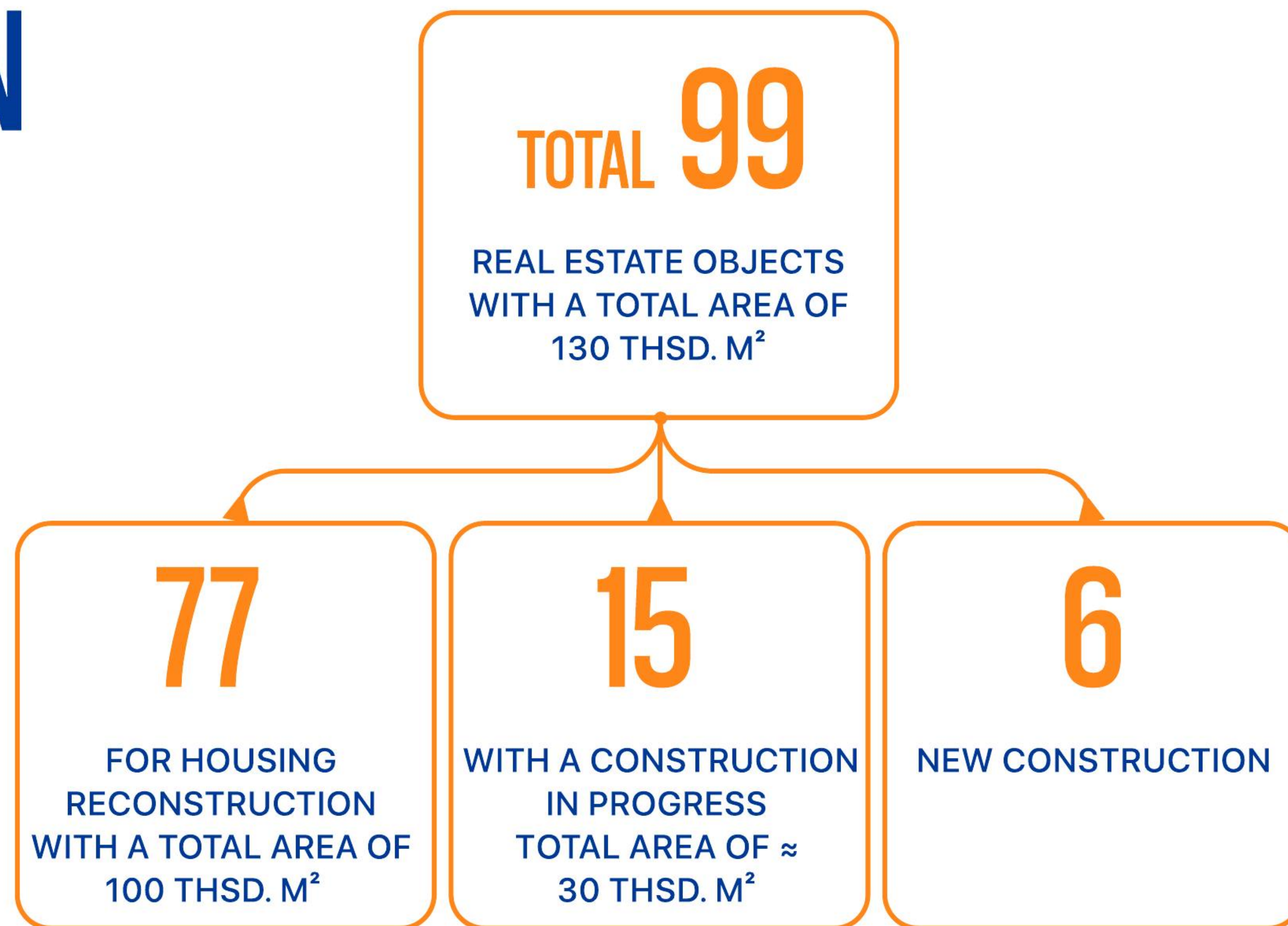
Communities in the region are offering real estate properties with a total area of  $\approx 130$  thsd. m<sup>2</sup>, which can be reconstructed or completed as part of rebuilding projects to house internally displaced persons.

Among the proposals from communities are 6 projects for the construction of new multistory buildings.

Available for housing reconstruction:

14 DORMITORIES;  
4 APARTMENT BUILDINGS;  
17 FORMER MEDICAL FACILITIES, PREVENTIVE CARE CENTERS  
AND PHARMACIES;  
34 KINDERGARTENS AND SCHOOLS;  
9 COMMERCIAL BUILDINGS.

Detailed information upon request to DIA



# LAND PLOTS FOR HOUSING CONSTRUCTION

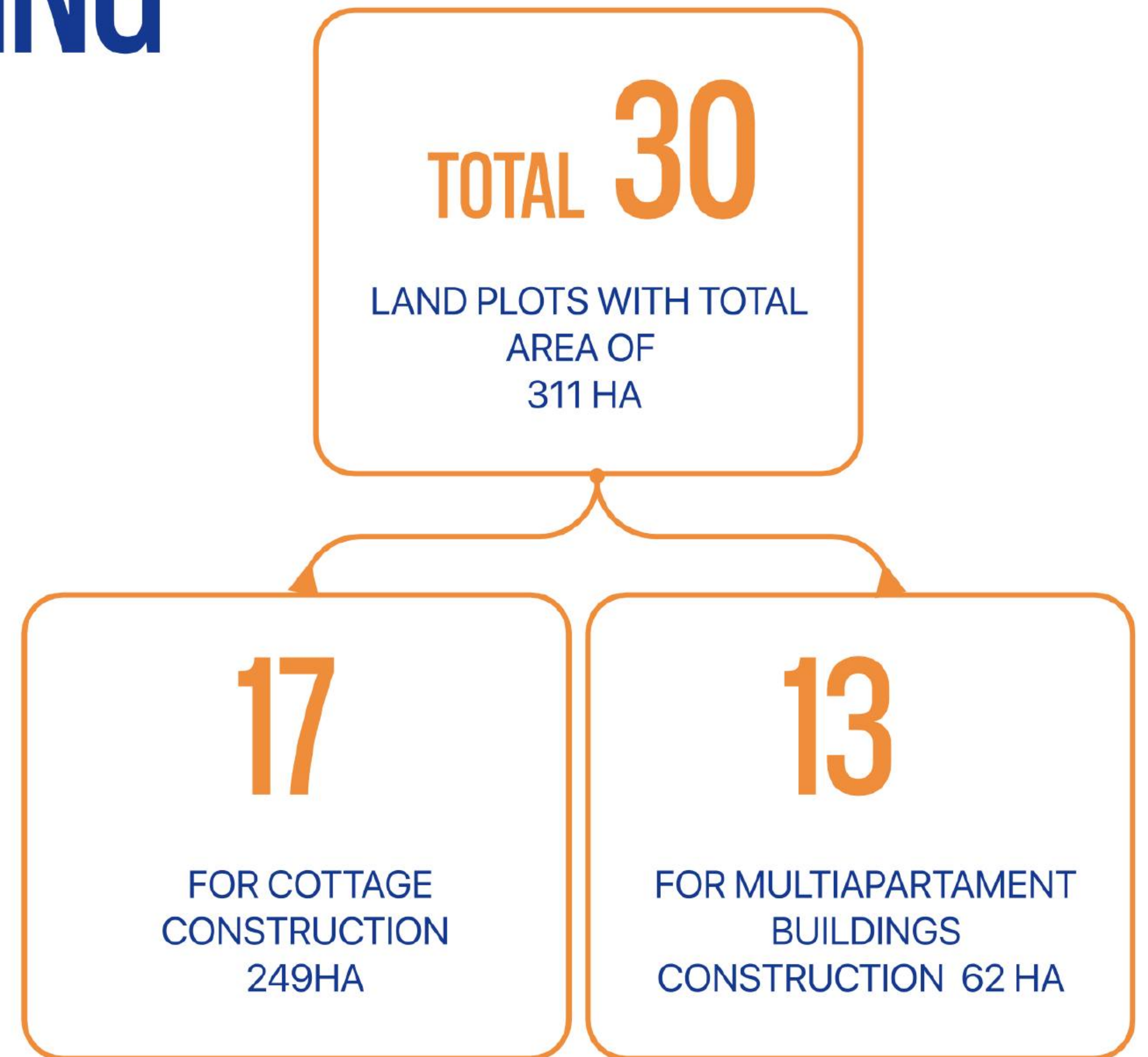
## eVIDNOVLENNYA (eRecovery) programme

COMPENSATION IN THE FORM OF A HOUSING CERTIFICATE OR FUNDS FOR OWNER-LED RECONSTRUCTION



## eOSELYA (eHousing) programme

PROVIDING A FIXED-RATE MORTGAGE FOR THE PURCHASE OF HOUSING: 3% FOR ELIGIBLE CATEGORIES AND 7% FOR OTHER PROGRAMME PARTICIPANTS.



# PRIORITIES FOR INVESTMENT

Priorities are based on the needs of the domestic market, the availability of raw materials in the region, the suitability of the regional economy and the presence of an innovative component for establishing the relevant production.



AGRICULTURAL MACHINERY,  
IN PARTICULAR TRACTORS  
AND COMBINES



HYDROGEN PRODUCTION



INNOVATIONS AND  
TECHNOLOGIES IN THE  
CONSTRUCTION SECTOR  
(GLASS, INSULATING AND  
COVERING MATERIALS)



DECENTRALIZATION OF  
ENERGY SUPPLY AND  
BIOENERGY AS EFFECTIVE  
SOLUTIONS FOR PROVIDING  
VITAL INFRASTRUCTURE



ELECTRIC TRANSPORT –  
PRODUCTION AND  
MODERNIZATION OF KEY  
COMPONENTS OF  
TRANSPORT  
INFRASTRUCTURE (RAILWAY  
LOCOMOTIVES AND URBAN  
ELECTRIC TRANSPORT)



HOUSEHOLD WASTE  
MANAGEMENT PROJECTS  
FOR A GROUP OF  
TERRITORIAL  
COMMUNITIES

# REGIONAL INVESTMENT PROJECTS

DIA offers 40 projects from communities and businesses in the region to expand their own production and develop territories in the following areas:

Data as of 01.05.2026

For more details, follow the link <https://dia.dp.gov.ua/>

## INDUSTRY AND ENERGY

AGRICULTURAL MACHINERY,  
DECENTRALIZED ENERGY,  
AUTO CHEMISTRY, POLYMER  
MATERIALS, METAL  
PACKAGING, SOLID WASTE  
MANAGEMENT



22

## SERVICES SECTOR

LOGISTICS AND CAR SERVICE  
INFRASTRUCTURE, SPORTS  
AND HEALTH AND WELLNESS  
COMPLEXES



7

## AGRO-INDUSTRIAL COMPLEX

PROCESSING AND STORAGE OF  
FRUIT AND VEGETABLE  
PRODUCTS, PRODUCTION OF  
FLOUR AND CEREAL PRODUCTS,  
MILK AND HONEY PROCESSING  
ENTERPRISES



4

## CONSTRUCTION

HOUSING CONSTRUCTION,  
BUILDING MATERIALS



7

# INDUSTRIAL DEVELOPMENT TERRITORIES OF THE REGION

3 industrial territories with a total area of over 324 ha with the necessary engineering infrastructure are concentrated in the industrial cities of Zhovti Vody, Vilnohirsk, Samar. The industrial location promotes the implementation of large-scale projects and the establishment of strategic partnerships.

For more details, follow the link <https://dia.dp.gov.ua/>

## INDUSTRIAL MUNICIPALITIES FOR COOPERATION

CITY OF ZHOVTI VODY

CITY OF SAMAR

CITY OF VILNOHIRSK



# INDUSTRIAL PARKS



For more details, follow the link <https://dia.dp.gov.ua/>

## FINANCIAL INCENTIVES:

- 0% INCOME TAX
- 0% VAT
- 0% IMPORT DUTIES ON EQUIPMENT
- EXEMPTION FROM LOCAL TAXES
- PARTIAL COMPENSATION OF INTEREST RATES ON LOANS
- STATE GUARANTEES
- STATE SUPPORT FOR THE CREATION OF INDUSTRIAL PARK INFRASTRUCTURE

## INFRASTRUCTURE SUPPORT:

- CO-FINANCING OF INFRASTRUCTURE AND NETWORKS FOR INDUSTRIAL PARKS
- COMPENSATION OF COSTS FOR CONNECTION TO NETWORKS WITHIN THE PARK
- DEVELOPMENT OF ENGINEERING AND TRANSPORT INFRASTRUCTURE UP TO UAH 150 MLN
- CO-FINANCING OF INFRASTRUCTURE DEVELOPMENT UP TO 50% OF THE COST

## TERMS OF GRANTING:

- CONSTRUCTION AND COMMISSIONING OF 5,000 M<sup>2</sup> OF INDUSTRIAL BUILDINGS OVER A PERIOD OF 3 YEARS
- INVOLVEMENT OF 2 PARTICIPANTS OVER 3 YEARS

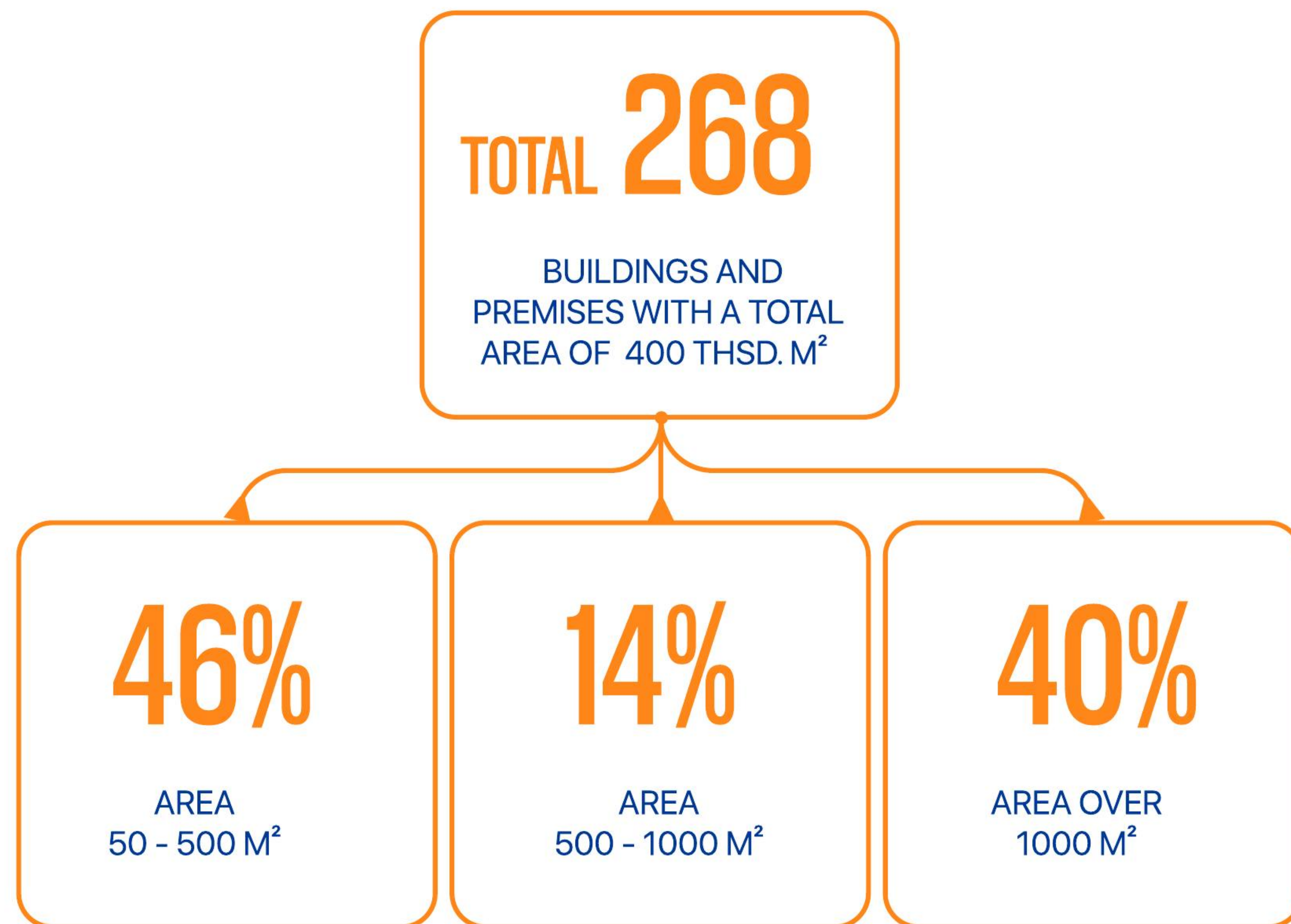
# BUILDINGS AND PREMISES

For businesses planning to relocate their operations to Dnipropetrovsk region  $\approx 400$  thsd. m<sup>2</sup> of space is available. These include vacant industrial premises and buildings suitable for both large enterprises and small businesses.

There are 268 vacant buildings and premises available where businesses can restart their production:

23 LOGISTICS INFRASTRUCTURE;  
45 INDUSTRY;  
8 AGRO-INDUSTRIAL COMPLEX;  
48 URBAN DEVELOPMENT (MEDICAL FACILITIES, SCHOOLS,  
KINDERGARTENS, SHOPS, ETC.);  
90 OFFICE PREMISES;  
50 OTHERS.

For more details, follow the link <https://dia.dp.gov.ua/>



# TAX STIMULATION

## EXEMPTION FROM INCOME TAX OF 18%

- PARTICIPANTS OF INDUSTRIAL PARKS FOR A PERIOD OF 10 YEARS BY LIST OF ACTIVITIES IN THE FIELDS OF PROCESSING INDUSTRY OR SCIENTIFIC RESEARCH ACTIVITIES
- INVESTORS IMPLEMENTING INVESTMENT PROJECTS WITH SIGNIFICANT INVESTMENTS

## EXEMPTION FROM VAT (20%):

- PARTICIPANTS OF INDUSTRIAL PARKS – FOR NEW (NOT OLDER THAN 3 YEARS) EQUIPMENT AND COMPONENTS FOR IT, IMPORTED EXCLUSIVELY FOR USE WITHIN THE PARK IN THE FIELDS OF PROCESSING INDUSTRY, WASTE MANAGEMENT, MATERIAL RECYCLING OR RESEARCH AND DEVELOPMENT, PROVIDED THAT THEY ARE INTENDED TO BE USED FOR AT LEAST 5 YEARS\*.
- IMPORT OF EQUIPMENT AND MATERIALS FOR RENEWABLE ENERGY AND ENERGY EFFICIENCY (INCLUDING COMPONENTS AND RAW MATERIALS FOR THEIR PRODUCTION) – PROVIDED THAT SUCH GOODS ARE USED FOR OWN PRODUCTION\*.

*\* In cases where similar equipment or materials are not produced in the country.*

# CUSTOMS STIMULATION

## EXEMPTION FROM IMPORT DUTIES:

- ▶ FOREIGN INVESTORS UNDER THE NATIONAL LAW "ON FOREIGN INVESTMENT REGIME"
- ▶ EQUIPMENT THAT FUNCTIONS ON RENEWABLE ENERGY SOURCES, ENERGY-EFFICIENT EQUIPMENT AND MATERIALS, MEASURING, CONTROL AND MANAGEMENT TOOLS FOR FUEL AND ENERGY RESOURCE CONSUMPTION, EQUIPMENT AND MATERIALS FOR THE PRODUCTION OF ALTERNATIVE FUELS OR FOR THE PRODUCTION OF ENERGY FROM RENEWABLE ENERGY SOURCES\*
- ▶ PRODUCTS, INCLUDING GOODS, EQUIPMENT, FACILITIES, TRANSPORTATION AND OTHER RESOURCES, INTENDED FOR THE IMPLEMENTATION OF THE PRODUCTS DISTRIBUTION AGREEMENT
- ▶ EQUIPMENT, SCIENTIFIC, LABORATORY AND RESEARCH DEVICES AND THEIR COMPONENTS, MATERIALS FOR THE DEVELOPMENT OF INDUSTRIAL, SCIENTIFIC AND TECHNICAL PARKS\*
- ▶ MATERIALS, COMPONENTS, ASSEMBLIES AND/OR PARTS IMPORTED BY DOMESTIC ENGINEERING COMPANIES FOR THE PURPOSE OF PRODUCTION OF MACHINERY AND/OR EQUIPMENT FOR THE AGRICULTURAL INDUSTRY.\*

*\* In cases where similar equipment or materials are not produced in the country.*

# STATE FINANCIAL SUPPORT AND LOCAL PREFERENCES

## LOCAL PREFERENCES (AS DECIDED BY LOCAL SELF- GOVERNMENT BODIES):

- PREFERENCES FOR PAYMENT OF REAL ESTATE TAX
- PREFERENCES FOR PAYMENT OF LAND TAX
- PREFERENCES FOR LAND RENT PAYMENTS

## STATE FINANCIAL SUPPORT FOR INDUSTRIAL PARKS:

- COMPENSATION OF INTEREST RATES ON CREDITS (LOANS) FOR THE DEVELOPMENT AND/OR PROMOTION OF ECONOMIC ACTIVITY WITHIN INDUSTRIAL PARKS
- PROVISION OF FINANCIAL RESOURCES ON A NON-REPAYABLE BASIS FOR THE DEVELOPMENT OF INDUSTRIAL PARKS AND/OR THE CONSTRUCTION OF RELATED INFRASTRUCTURE (ROADS, COMMUNICATION LINES, HEAT, GAS, WATER AND ELECTRICITY SUPPLY, ENGINEERING COMMUNICATIONS AND OTHER)
- COMPENSATION FOR THE COSTS OF CONNECTING AND JOINING TO ENGINEERING AND TRANSPORT NETWORKS

# ONLINE RESOURCES



## INVESTMENT PORTAL DIA

Comprehensive information about the region – investment projects and real estate, business features, current news and much more.



## DIAGRAM OPEN INDICATORS

Structure and current data on the foreign economic activity of the region.



## INVESTMENT GUIDE

Key indicators of economic activity in Dnipropetrovsk region, available preferences and benefits for investors, as well as current offers in the region

